

COLORADO DEPARTMENT OF EDUCATION

FALL 2003 PUPIL MEMBERSHIP BY COUNTY, DISTRICT, SCHOOL, GRADE, RACE/ETHNICITY, AND GENDER

COUNTY/DISTRICT/SCHOOL	GRADE LEVEL	AMERICAN INDIAN OR ALASKAN NATIVE			ASIAN OR PACIFIC ISLANDER			BLACK (NOT HISPANIC)			HISPANIC			WHITE (NOT HISPANIC)			GRAND TOTAL
		FEMALE	MALE	TOTAL	FEMALE	MALE	TOTAL	FEMALE	MALE	TOTAL	FEMALE	MALE	TOTAL	FEMALE	MALE	TOTAL	
JEFFERSON																	
JEFFERSON COUNTY R-1																	
NOT IN A SCHOOL																	
	9	0	0	0	0	0	0	0	0	0	0	0	0	1	0	1	1 *
	10	0	0	0	0	0	0	0	0	0	1	0	1	0	2	2	3 *
	11	0	0	0	0	0	0	0	0	0	0	0	0	2	1	3	3 *
	12	0	0	0	0	0	0	0	0	0	0	1	1	0	0	0	1 *
NOT IN A SCHOOL Total		0	0	0	0	0	0	0	0	0	1	1	2	3	3	6	8 *
ADAMS ELEMENTARY SCHOOL																	
	PK	1	1	2	8	8	16	1	0	1	7	7	14	29	47	76	109
	K	0	0	0	4	3	7	0	1	1	3	3	6	13	10	23	37
	1	0	0	0	3	3	6	1	0	1	5	3	8	11	9	20	35
	2	0	1	1	2	3	5	0	1	1	1	5	6	10	18	28	41
	3	1	0	1	2	4	6	1	0	1	3	5	8	18	14	32	48
	4	1	0	1	1	1	2	0	0	0	6	5	11	14	19	33	47
	5	3	0	3	2	1	3	2	0	2	3	2	5	13	17	30	43
	6	2	0	2	3	1	4	1	1	2	6	2	8	15	22	37	53
ADAMS ELEMENTARY SCHOOL Total		8	2	10	25	24	49	6	3	9	34	32	66	123	156	279	413
MC LAIN HIGH SCHOOL																	
	7	0	0	0	0	0	0	0	0	0	0	0	0	1	0	1	1
	8	0	0	0	0	0	0	0	0	0	2	0	2	0	0	0	2
	9	1	0	1	0	0	0	0	1	1	5	3	8	11	7	18	28
	10	0	0	0	1	0	1	2	2	4	16	10	26	52	44	96	127
	11	2	2	4	1	4	5	3	2	5	18	12	30	62	83	145	189
	12	0	0	0	2	0	2	0	3	3	7	8	15	34	32	66	86
MC LAIN HIGH SCHOOL Total		3	2	5	4	4	8	5	8	13	48	33	81	160	166	326	433
MC LAIN COMMUNITY HIGH SCHOOL																	
	11	4	8	12	4	10	14	1	3	4	43	44	87	81	107	188	305
MC LAIN COMMUNITY HIGH SCHOOL Total		4	8	12	4	10	14	1	3	4	43	44	87	81	107	188	305
ALAMEDA HIGH SCHOOL																	
	9	0	3	3	3	6	9	1	5	6	63	79	142	62	64	126	286
	10	4	3	7	5	8	13	4	10	14	59	71	130	61	71	132	296
	11	3	3	6	10	11	21	3	2	5	56	55	111	52	77	129	272
	12	2	1	3	6	7	13	2	3	5	32	28	60	56	71	127	208
ALAMEDA HIGH SCHOOL Total		9	10	19	24	32	56	10	20	30	210	233	443	231	283	514	1,062
ALLENDALE ELEMENTARY SCHOOL																	
	K	0	0	0	1	0	1	2	0	2	7	5	12	14	13	27	42
	1	0	0	0	0	0	0	1	1	2	6	2	8	16	18	34	44
	2	0	0	0	0	0	0	0	1	1	1	5	6	15	18	33	40
	3	0	0	0	0	1	1	1	0	1	5	2	7	19	15	34	43
	4	1	0	1	0	0	0	0	1	1	3	2	5	16	22	38	45
	5	0	0	0	0	0	0	0	1	1	4	1	5	20	21	41	47
	6	0	0	0	0	0	0	0	1	1	3	6	9	16	18	34	44
ALLENDALE ELEMENTARY SCHOOL Total		1	0	1	1	1	2	4	5	9	29	23	52	116	125	241	305

COLORADO DEPARTMENT OF EDUCATION

FALL 2003 PUPIL MEMBERSHIP BY COUNTY, DISTRICT, SCHOOL, GRADE, RACE/ETHNICITY, AND GENDER

COUNTY/DISTRICT/SCHOOL	GRADE LEVEL	AMERICAN INDIAN OR ALASKAN NATIVE			ASIAN OR PACIFIC ISLANDER			BLACK (NOT HISPANIC)			HISPANIC			WHITE (NOT HISPANIC)			GRAND TOTAL
		FEMALE	MALE	TOTAL	FEMALE	MALE	TOTAL	FEMALE	MALE	TOTAL	FEMALE	MALE	TOTAL	FEMALE	MALE	TOTAL	
JEFFERSON																	
JEFFERSON COUNTY R-1																	
ARVADA MIDDLE SCHOOL	7	1	3	4	3	4	7	3	2	5	20	26	46	52	53	105	167
	8	0	4	4	2	2	4	4	2	6	33	29	62	56	69	125	201
ARVADA MIDDLE SCHOOL Total		1	7	8	5	6	11	7	4	11	53	55	108	108	122	230	368
ARVADA HIGH SCHOOL	9	3	2	5	10	17	27	4	6	10	60	62	122	139	175	314	478
	10	3	4	7	10	10	20	6	11	17	48	51	99	130	166	296	439
	11	2	0	2	10	13	23	4	4	8	28	28	56	141	145	286	375
	12	1	0	1	13	8	21	2	2	4	33	31	64	141	129	270	360
ARVADA HIGH SCHOOL Total		9	6	15	43	48	91	16	23	39	169	172	341	551	615	1,166	1,652
ARVADA WEST HIGH SCHOOL	9	2	4	6	2	3	5	2	3	5	26	32	58	179	190	369	443
	10	4	3	7	1	5	6	3	3	6	23	21	44	182	222	404	467
	11	2	2	4	3	3	6	1	3	4	15	14	29	189	157	346	389
	12	0	2	2	6	2	8	2	2	4	21	19	40	169	168	337	391
ARVADA WEST HIGH SCHOOL Total		8	11	19	12	13	25	8	11	19	85	86	171	719	737	1,456	1,690
BEAR CREEK ELEMENTARY SCHOOL	K	1	2	3	2	3	5	0	1	1	9	15	24	40	37	77	110
	1	2	0	2	5	4	9	1	2	3	10	8	18	48	44	92	124
	2	2	0	2	4	5	9	2	1	3	14	5	19	35	45	80	113
	3	0	0	0	5	5	10	1	0	1	18	9	27	43	50	93	131
	4	2	1	3	4	4	8	3	1	4	8	9	17	50	45	95	127
	5	1	2	3	5	5	10	0	1	1	9	13	22	51	45	96	132
	6	1	0	1	1	4	5	3	3	6	14	12	26	47	37	84	122
	7	1	0	1	5	5	10	0	1	1	12	8	20	32	33	65	97
	8	0	0	0	4	6	10	2	1	3	6	4	10	33	27	60	83
BEAR CREEK ELEMENTARY SCHOOL Total		10	5	15	35	41	76	12	11	23	100	83	183	379	363	742	1,039
BEAR CREEK HIGH SCHOOL	9	4	3	7	10	9	19	9	5	14	30	39	69	189	198	387	496
	10	4	4	8	15	7	22	5	10	15	34	41	75	168	215	383	503
	11	0	4	4	14	11	25	2	6	8	33	30	63	194	201	395	495
	12	0	2	2	10	11	21	4	2	6	21	13	34	156	182	338	401
BEAR CREEK HIGH SCHOOL Total		8	13	21	49	38	87	20	23	43	118	123	241	707	796	1,503	1,895
BELL MIDDLE SCHOOL	7	4	4	8	7	3	10	5	4	9	16	22	38	133	147	280	345
	8	3	1	4	5	4	9	0	1	1	19	19	38	161	151	312	364
BELL MIDDLE SCHOOL Total		7	5	12	12	7	19	5	5	10	35	41	76	294	298	592	709

COLORADO DEPARTMENT OF EDUCATION

FALL 2003 PUPIL MEMBERSHIP BY COUNTY, DISTRICT, SCHOOL, GRADE, RACE/ETHNICITY, AND GENDER

COUNTY/DISTRICT/SCHOOL	GRADE LEVEL	AMERICAN INDIAN OR ALASKAN NATIVE			ASIAN OR PACIFIC ISLANDER			BLACK (NOT HISPANIC)			HISPANIC			WHITE (NOT HISPANIC)			GRAND TOTAL
		FEMALE	MALE	TOTAL	FEMALE	MALE	TOTAL	FEMALE	MALE	TOTAL	FEMALE	MALE	TOTAL	FEMALE	MALE	TOTAL	
JEFFERSON																	
JEFFERSON COUNTY R-1																	
BELMAR ELEMENTARY SCHOOL																	
	K	0	0	0	1	2	3	1	2	3	6	5	11	10	22	32	49
	1	0	0	0	4	0	4	0	1	1	8	5	13	11	20	31	49
	2	0	0	0	0	1	1	2	1	3	5	8	13	13	21	34	51
	3	0	0	0	3	0	3	0	0	0	2	4	6	16	23	39	48
	4	0	0	0	1	2	3	0	0	0	4	6	10	16	23	39	52
	5	0	1	1	1	1	2	0	0	0	5	5	10	11	23	34	47
	6	0	1	1	1	2	3	0	0	0	3	4	7	19	20	39	50
BELMAR ELEMENTARY SCHOOL Total		0	2	2	11	8	19	3	4	7	33	37	70	96	152	248	346
BERGEN MEADOWS PRIMARY SCHOOL																	
	PK	0	0	0	1	0	1	0	1	1	0	1	1	35	33	68	71
	K	0	0	0	1	1	2	0	0	0	1	1	2	37	25	62	66
	1	0	1	1	1	2	3	1	1	2	3	1	4	48	55	103	113
	2	0	0	0	0	1	1	0	0	0	1	1	2	35	49	84	87
BERGEN MEADOWS PRIMARY SCHOOL Total		0	1	1	3	4	7	1	2	3	5	4	9	155	162	317	337
BERGEN VALLEY INTERMEDIATE SCHOOL																	
	3	0	1	1	1	0	1	1	0	1	0	2	2	42	54	96	101
	4	1	0	1	0	0	0	0	0	0	1	0	1	61	49	110	112
	5	0	1	1	2	2	4	0	1	1	1	1	2	47	48	95	103
BERGEN VALLEY INTERMEDIATE SCHOOL Total		1	2	3	3	2	5	1	1	2	2	3	5	150	151	301	316
BRADFORD PRIMARY SCHOOL																	
	K	0	1	1	3	2	5	0	0	0	2	1	3	47	40	87	96
	1	0	0	0	4	3	7	0	0	0	3	0	3	55	48	103	113
	2	0	0	0	1	3	4	0	0	0	2	2	4	48	49	97	105
	3	0	0	0	2	3	5	0	1	1	1	3	4	48	61	109	119
BRADFORD PRIMARY SCHOOL Total		0	1	1	10	11	21	0	1	1	8	6	14	198	198	396	433
BLUE HERON ELEMENTARY SCHOOL																	
	PK	1	1	2	9	3	12	0	0	0	6	4	10	31	28	59	83
	K	0	0	0	1	3	4	0	1	1	1	5	6	13	21	34	45
	1	0	0	0	1	2	3	0	0	0	4	6	10	16	21	37	50
	2	0	0	0	4	2	6	0	1	1	1	0	1	8	9	17	25
	3	0	0	0	1	2	3	0	0	0	0	2	2	11	9	20	25
	4	0	0	0	1	4	5	0	0	0	1	1	2	9	11	20	27
	5	0	0	0	0	1	1	0	0	0	0	0	0	13	14	27	28
	6	1	0	1	1	1	2	0	0	0	1	0	1	15	7	22	26
BLUE HERON ELEMENTARY SCHOOL Total		2	1	3	18	18	36	0	2	2	14	18	32	116	120	236	309
BRADFORD INTERMEDIATE SCHOOL																	
	4	0	0	0	4	2	6	0	0	0	2	0	2	41	66	107	115
	5	0	1	1	2	1	3	0	3	3	3	2	5	63	64	127	139
	6	1	3	4	3	3	6	0	0	0	1	3	4	68	53	121	135
BRADFORD INTERMEDIATE SCHOOL Total		1	4	5	9	6	15	0	3	3	6	5	11	172	183	355	389

COLORADO DEPARTMENT OF EDUCATION

FALL 2003 PUPIL MEMBERSHIP BY COUNTY, DISTRICT, SCHOOL, GRADE, RACE/ETHNICITY, AND GENDER

COUNTY/DISTRICT/SCHOOL	GRADE LEVEL	AMERICAN INDIAN OR ALASKAN NATIVE			ASIAN OR PACIFIC ISLANDER			BLACK (NOT HISPANIC)			HISPANIC			WHITE (NOT HISPANIC)			GRAND TOTAL
		FEMALE	MALE	TOTAL	FEMALE	MALE	TOTAL	FEMALE	MALE	TOTAL	FEMALE	MALE	TOTAL	FEMALE	MALE	TOTAL	
JEFFERSON																	
JEFFERSON COUNTY R-1																	
CAMPBELL ELEMENTARY SCHOOL																	
	PK	2	2	4	3	3	6	1	1	2	11	10	21	57	73	130	163
	K	0	0	0	0	0	0	1	1	2	0	7	7	19	15	34	43
	1	0	0	0	0	0	0	0	0	0	5	6	11	21	14	35	46
	2	0	0	0	0	1	1	1	0	1	2	2	4	14	21	35	41
	3	0	0	0	0	0	0	2	0	2	1	3	4	23	21	44	50
	4	0	1	1	0	0	0	1	0	1	3	1	4	15	28	43	49
	5	0	1	1	0	0	0	1	1	2	2	2	4	16	22	38	45
	6	0	0	0	0	0	0	0	0	0	5	2	7	33	16	49	56
CAMPBELL ELEMENTARY SCHOOL Total		2	4	6	3	4	7	7	3	10	29	33	62	198	210	408	493
CARMODY MIDDLE SCHOOL																	
	7	3	6	9	4	9	13	3	4	7	35	34	69	156	161	317	415
	8	2	1	3	8	8	16	7	10	17	30	33	63	138	174	312	411
CARMODY MIDDLE SCHOOL Total		5	7	12	12	17	29	10	14	24	65	67	132	294	335	629	826
CHATFIELD HIGH SCHOOL																	
	9	2	2	4	5	7	12	5	2	7	18	11	29	252	252	504	556
	10	0	1	1	9	10	19	3	3	6	11	16	27	214	254	468	521
	11	1	0	1	8	6	14	2	4	6	25	19	44	223	245	468	533
	12	1	2	3	2	9	11	2	1	3	13	18	31	241	210	451	499
CHATFIELD HIGH SCHOOL Total		4	5	9	24	32	56	12	10	22	67	64	131	930	961	1,891	2,109
COAL CREEK ELEMENTARY SCHOOL																	
	PK	0	0	0	0	0	0	0	0	0	0	1	1	5	10	15	16
	K	0	0	0	0	0	0	0	0	0	0	1	1	10	12	22	23
	1	0	0	0	0	0	0	0	0	0	3	0	3	10	9	19	22
	2	0	0	0	1	0	1	0	0	0	0	1	1	5	4	9	11
	3	0	0	0	0	0	0	0	0	0	1	1	2	4	4	8	10
	4	0	0	0	0	0	0	0	0	0	0	2	2	8	9	17	19
	5	0	0	0	0	0	0	0	0	0	1	0	1	8	7	15	16
	6	1	0	1	0	0	0	0	0	0	0	0	0	7	11	18	19
	7	0	0	0	0	0	0	0	0	0	0	1	1	8	5	13	14
	8	0	0	0	0	0	0	0	0	0	1	0	1	2	3	5	6
COAL CREEK ELEMENTARY SCHOOL Total		1	0	1	1	0	1	0	0	0	6	7	13	67	74	141	156
COLOROW ELEMENTARY SCHOOL																	
	K	0	0	0	2	0	2	0	1	1	2	4	6	8	20	28	37
	1	0	0	0	2	0	2	1	0	1	3	2	5	14	16	30	38
	2	0	0	0	0	2	2	0	0	0	4	4	8	14	25	39	49
	3	0	0	0	0	0	0	0	0	0	2	3	5	16	21	37	42
	4	1	2	3	0	0	0	1	0	1	5	3	8	22	29	51	63
	5	0	1	1	0	0	0	0	2	2	5	6	11	24	27	51	65
	6	0	0	0	0	1	1	2	0	2	2	6	8	20	22	42	53
COLOROW ELEMENTARY SCHOOL Total		1	3	4	4	3	7	4	3	7	23	28	51	118	160	278	347

COLORADO DEPARTMENT OF EDUCATION

FALL 2003 PUPIL MEMBERSHIP BY COUNTY, DISTRICT, SCHOOL, GRADE, RACE/ETHNICITY, AND GENDER

COUNTY/DISTRICT/SCHOOL	GRADE LEVEL	AMERICAN INDIAN OR ALASKAN NATIVE			ASIAN OR PACIFIC ISLANDER			BLACK (NOT HISPANIC)			HISPANIC			WHITE (NOT HISPANIC)			GRAND TOTAL
		FEMALE	MALE	TOTAL	FEMALE	MALE	TOTAL	FEMALE	MALE	TOTAL	FEMALE	MALE	TOTAL	FEMALE	MALE	TOTAL	
JEFFERSON																	
JEFFERSON COUNTY R-1																	
COLUMBINE HILLS ELEMENTARY SCHOOL																	
	PK	1	0	1	4	1	5	2	0	2	11	7	18	45	53	98	124
	K	0	0	0	0	1	1	0	1	1	4	4	8	11	19	30	40
	1	0	0	0	3	1	4	0	0	0	3	3	6	10	29	39	49
	2	0	0	0	0	0	0	0	1	1	4	7	11	15	22	37	49
	3	1	0	1	0	0	0	1	1	2	0	5	5	17	17	34	42
	4	0	1	1	2	0	2	0	1	1	3	5	8	23	28	51	63
	5	0	0	0	0	0	0	1	0	1	5	1	6	29	27	56	63
	6	0	4	4	1	2	3	0	1	1	2	4	6	19	24	43	57
COLUMBINE HILLS ELEMENTARY SCHOOL Total		2	5	7	10	5	15	4	5	9	32	36	68	169	219	388	487
COLUMBINE HIGH SCHOOL																	
	9	0	1	1	3	7	10	2	2	4	16	24	40	179	192	371	426
	10	0	0	0	8	6	14	2	2	4	16	17	33	203	199	402	453
	11	0	2	2	4	4	8	0	0	0	18	16	34	179	214	393	437
	12	0	0	0	6	3	9	1	0	1	10	16	26	165	212	377	413
COLUMBINE HIGH SCHOOL Total		0	3	3	21	20	41	5	4	9	60	73	133	726	817	1,543	1,729
CENTER FOR DISCOVERY LEARNING CHARTER SCHOOL																	
	K	0	0	0	0	0	0	0	0	0	3	3	6	1	6	7	13
	1	0	0	0	0	0	0	0	0	0	2	1	3	3	2	5	8
	2	0	0	0	0	0	0	1	0	1	0	1	1	1	3	4	6
	3	0	0	0	0	0	0	1	0	1	0	0	0	2	5	7	8
	4	0	0	0	0	1	1	0	0	0	1	0	1	2	3	5	7
	5	0	0	0	0	1	1	2	0	2	1	2	3	5	6	11	17
	6	0	0	0	0	0	0	0	0	0	1	0	1	4	3	7	8
	7	0	0	0	0	0	0	0	1	1	3	4	7	1	7	8	16
	8	0	0	0	0	0	0	1	0	1	2	2	4	6	6	12	17
	9	0	0	0	0	0	0	3	1	4	0	7	7	10	10	20	31
	10	0	0	0	0	1	1	1	1	2	8	2	10	10	13	23	36
	11	0	0	0	0	1	1	0	0	0	3	6	9	9	18	27	37
	12	0	0	0	0	0	0	0	0	0	0	2	2	4	7	11	13
CENTER FOR DISCOVERY LEARNING CHARTER SCHOOL Total		0	0	0	0	4	4	9	3	12	24	30	54	58	89	147	217
COMPASS MONTESSORI CHARTER SCHOOL																	
	PK	0	0	0	2	0	2	2	1	3	0	1	1	16	11	27	33
	K	0	0	0	0	0	0	1	0	1	1	1	2	11	14	25	28
	1	0	0	0	0	0	0	1	0	1	0	2	2	11	16	27	30
	2	0	0	0	0	0	0	0	0	0	0	1	1	13	15	28	29
	3	1	0	1	1	1	2	0	2	2	1	2	3	10	11	21	29
	4	0	0	0	0	1	1	0	0	0	1	3	4	15	13	28	33
	5	0	1	1	0	0	0	0	1	1	2	1	3	15	10	25	30
	6	0	0	0	0	0	0	0	0	0	1	0	1	16	12	28	29
COMPASS MONTESSORI CHARTER SCHOOL Total		1	1	2	3	2	5	4	4	8	6	11	17	107	102	209	241

COLORADO DEPARTMENT OF EDUCATION

FALL 2003 PUPIL MEMBERSHIP BY COUNTY, DISTRICT, SCHOOL, GRADE, RACE/ETHNICITY, AND GENDER

COUNTY/DISTRICT/SCHOOL	GRADE LEVEL	AMERICAN INDIAN OR ALASKAN NATIVE			ASIAN OR PACIFIC ISLANDER			BLACK (NOT HISPANIC)			HISPANIC			WHITE (NOT HISPANIC)			GRAND TOTAL
		FEMALE	MALE	TOTAL	FEMALE	MALE	TOTAL	FEMALE	MALE	TOTAL	FEMALE	MALE	TOTAL	FEMALE	MALE	TOTAL	
JEFFERSON																	
JEFFERSON COUNTY R-1																	
CORONADO ELEMENTARY SCHOOL																	
	K	1	0	1	0	0	0	0	0	0	1	1	2	23	30	53	56
	1	0	0	0	1	2	3	0	0	0	3	2	5	19	36	55	63
	2	0	1	1	0	0	0	1	1	2	4	0	4	25	32	57	64
	3	1	1	2	4	1	5	0	0	0	2	3	5	29	41	70	82
	4	0	0	0	3	2	5	1	0	1	2	0	2	32	37	69	77
	5	0	0	0	2	0	2	0	1	1	6	5	11	42	39	81	95
	6	1	1	2	1	0	1	0	1	1	5	2	7	29	37	66	77
CORONADO ELEMENTARY SCHOOL Total		3	3	6	11	5	16	2	3	5	23	13	36	199	252	451	514
COMPASS SECONDARY MONTESSORI CHARTER SCHOOL																	
	7	2	0	2	0	0	0	1	4	5	3	3	6	20	25	45	58
	8	1	0	1	1	0	1	0	1	1	4	3	7	32	38	70	80
	9	0	0	0	0	0	0	0	1	1	2	1	3	15	29	44	48
	10	0	0	0	0	0	0	0	0	0	5	2	7	14	20	34	41
	11	0	0	0	0	0	0	0	0	0	1	0	1	8	12	20	21
COMPASS SECONDARY MONTESSORI CHARTER SCHOOL Total		3	0	3	1	0	1	1	6	7	15	9	24	89	124	213	248
CONIFER SENIOR HIGH SCHOOL																	
	9	1	1	2	2	1	3	1	0	1	6	8	14	120	120	240	260
	10	0	0	0	1	1	2	0	0	0	9	7	16	122	137	259	277
	11	0	3	3	2	1	3	1	1	2	7	5	12	98	122	220	240
	12	1	0	1	2	1	3	0	0	0	5	5	10	116	128	244	258
CONIFER SENIOR HIGH SCHOOL Total		2	4	6	7	4	11	2	1	3	27	25	52	456	507	963	1,035
CREIGHTON MIDDLE SCHOOL																	
	7	5	5	10	5	7	12	4	7	11	51	41	92	114	143	257	382
	8	0	1	1	5	8	13	4	1	5	34	37	71	112	120	232	322
CREIGHTON MIDDLE SCHOOL Total		5	6	11	10	15	25	8	8	16	85	78	163	226	263	489	704
DAKOTA RIDGE SENIOR HIGH SCHOOL																	
	9	3	0	3	9	7	16	2	5	7	24	20	44	179	183	362	432
	10	0	0	0	10	12	22	2	2	4	30	29	59	174	186	360	445
	11	1	1	2	10	7	17	2	4	6	14	17	31	166	169	335	391
	12	1	0	1	13	6	19	0	1	1	21	19	40	157	145	302	363
DAKOTA RIDGE SENIOR HIGH SCHOOL Total		5	1	6	42	32	74	6	12	18	89	85	174	676	683	1,359	1,631
D'EVELYN JUNIOR HIGH SCHOOL																	
	7	0	0	0	4	5	9	4	0	4	8	6	14	78	98	176	203
	8	0	0	0	4	5	9	1	3	4	4	2	6	88	78	166	185
D'EVELYN JUNIOR HIGH SCHOOL Total		0	0	0	8	10	18	5	3	8	12	8	20	166	176	342	388
D'EVELYN SENIOR HIGH SCHOOL																	
	9	0	0	0	2	6	8	2	2	4	2	7	9	94	95	189	210
	10	0	0	0	4	3	7	1	1	2	5	1	6	77	54	131	146
	11	0	1	1	3	4	7	1	0	1	3	2	5	80	38	118	132
	12	1	1	2	4	7	11	0	1	1	5	0	5	45	52	97	116
D'EVELYN SENIOR HIGH SCHOOL Total		1	2	3	13	20	33	4	4	8	15	10	25	296	239	535	604

COLORADO DEPARTMENT OF EDUCATION

FALL 2003 PUPIL MEMBERSHIP BY COUNTY, DISTRICT, SCHOOL, GRADE, RACE/ETHNICITY, AND GENDER

COUNTY/DISTRICT/SCHOOL	GRADE LEVEL	AMERICAN INDIAN OR ALASKAN NATIVE			ASIAN OR PACIFIC ISLANDER			BLACK (NOT HISPANIC)			HISPANIC			WHITE (NOT HISPANIC)			GRAND TOTAL
		FEMALE	MALE	TOTAL	FEMALE	MALE	TOTAL	FEMALE	MALE	TOTAL	FEMALE	MALE	TOTAL	FEMALE	MALE	TOTAL	
JEFFERSON																	
JEFFERSON COUNTY R-1																	
DEER CREEK MIDDLE SCHOOL	7	0	1	1	5	7	12	1	2	3	10	12	22	145	149	294	332
	8	0	1	1	9	7	16	2	1	3	10	15	25	141	164	305	350
DEER CREEK MIDDLE SCHOOL Total		0	2	2	14	14	28	3	3	6	20	27	47	286	313	599	682
DEVINNY ELEMENTARY SCHOOL	K	0	0	0	2	2	4	0	0	0	2	2	4	27	29	56	64
	1	1	1	2	3	0	3	0	0	0	2	3	5	36	30	66	76
	2	0	0	0	1	2	3	0	2	2	8	6	14	41	26	67	86
	3	1	0	1	3	1	4	0	1	1	0	3	3	42	42	84	93
	4	0	0	0	2	2	4	1	0	1	4	5	9	41	42	83	97
	5	0	0	0	1	1	2	0	1	1	6	1	7	41	55	96	106
	6	0	1	1	1	3	4	2	0	2	1	7	8	40	42	82	97
DEVINNY ELEMENTARY SCHOOL Total		2	2	4	13	11	24	3	4	7	23	27	50	268	266	534	619
DRAKE JUNIOR HIGH SCHOOL	7	0	0	0	0	3	3	0	2	2	10	13	23	145	154	299	327
	8	1	0	1	2	3	5	2	4	6	11	9	20	132	147	279	311
DRAKE JUNIOR HIGH SCHOOL Total		1	0	1	2	6	8	2	6	8	21	22	43	277	301	578	638
DUNSTAN MIDDLE SCHOOL	7	3	2	5	4	7	11	5	2	7	19	21	40	167	155	322	385
	8	2	0	2	9	9	18	2	8	10	17	22	39	141	172	313	382
DUNSTAN MIDDLE SCHOOL Total		5	2	7	13	16	29	7	10	17	36	43	79	308	327	635	767
DUTCH CREEK ELEMENTARY SCHOOL	K	0	0	0	0	0	0	0	0	0	2	3	5	25	25	50	55
	1	1	0	1	1	1	2	0	2	2	1	4	5	22	20	42	52
	2	0	0	0	0	0	0	2	0	2	4	2	6	21	27	48	56
	3	0	0	0	0	0	0	1	0	1	5	0	5	24	23	47	53
	4	0	0	0	1	1	2	1	0	1	2	3	5	29	28	57	65
	5	0	0	0	1	1	2	0	0	0	6	3	9	27	28	55	66
	6	1	0	1	2	2	4	0	1	1	5	1	6	27	25	52	64
DUTCH CREEK ELEMENTARY SCHOOL Total		2	0	2	5	5	10	4	3	7	25	16	41	175	176	351	411
EDGEWATER ELEMENTARY SCHOOL	PK	0	0	0	0	0	0	1	1	2	10	10	20	5	2	7	29
	K	1	1	2	0	3	3	0	0	0	31	24	55	5	4	9	69
	1	2	0	2	0	2	2	3	1	4	32	26	58	9	9	18	84
	2	1	1	2	0	0	0	1	1	2	30	19	49	8	8	16	69
	3	0	3	3	0	0	0	0	0	0	20	18	38	6	8	14	55
	4	3	0	3	0	0	0	1	0	1	15	20	35	4	7	11	50
	5	0	0	0	0	0	0	1	0	1	12	13	25	7	5	12	38
	6	0	0	0	0	0	0	0	0	0	21	25	46	6	3	9	55
EDGEWATER ELEMENTARY SCHOOL Total		7	5	12	0	5	5	7	3	10	171	155	326	50	46	96	449

COLORADO DEPARTMENT OF EDUCATION

FALL 2003 PUPIL MEMBERSHIP BY COUNTY, DISTRICT, SCHOOL, GRADE, RACE/ETHNICITY, AND GENDER

COUNTY/DISTRICT/SCHOOL	GRADE LEVEL	AMERICAN INDIAN OR ALASKAN NATIVE			ASIAN OR PACIFIC ISLANDER			BLACK (NOT HISPANIC)			HISPANIC			WHITE (NOT HISPANIC)			GRAND TOTAL
		FEMALE	MALE	TOTAL	FEMALE	MALE	TOTAL	FEMALE	MALE	TOTAL	FEMALE	MALE	TOTAL	FEMALE	MALE	TOTAL	
JEFFERSON																	
JEFFERSON COUNTY R-1																	
EIBER ELEMENTARY SCHOOL																	
	K	2	2	4	0	0	0	0	1	1	14	11	25	10	15	25	55
	1	0	0	0	0	2	2	4	0	4	12	16	28	13	9	22	56
	2	0	0	0	1	0	1	2	0	2	17	9	26	9	15	24	53
	3	1	1	2	2	0	2	3	2	5	11	21	32	8	15	23	64
	4	1	0	1	1	0	1	3	1	4	8	10	18	17	10	27	51
	5	1	3	4	1	0	1	2	2	4	7	17	24	15	13	28	61
	6	1	1	2	2	1	3	1	0	1	12	19	31	18	17	35	72
EIBER ELEMENTARY SCHOOL Total		6	7	13	7	3	10	15	6	21	81	103	184	90	94	184	412
ELK CREEK ELEMENTARY SCHOOL																	
	K	1	1	2	1	0	1	0	0	0	2	2	4	30	24	54	61
	1	0	1	1	2	1	3	0	0	0	3	1	4	19	30	49	57
	2	0	0	0	1	0	1	0	0	0	2	3	5	30	32	62	68
	3	0	0	0	1	2	3	0	0	0	1	1	2	28	37	65	70
	4	0	0	0	2	1	3	1	0	1	2	2	4	21	34	55	63
	5	0	0	0	0	1	1	1	0	1	0	4	4	35	36	71	77
ELK CREEK ELEMENTARY SCHOOL Total		1	2	3	7	5	12	2	0	2	10	13	23	163	193	356	396
EXCEL ACADEMY CHARTER SCHOOL																	
	K	0	1	1	0	0	0	0	2	2	1	0	1	11	16	27	31
	1	0	1	1	0	1	1	0	1	1	4	1	5	7	11	18	26
	2	0	0	0	1	0	1	0	0	0	1	5	6	8	10	18	25
	3	0	0	0	0	2	2	0	0	0	1	1	2	11	11	22	26
	4	0	0	0	0	1	1	0	0	0	0	1	1	11	4	15	17
	5	0	0	0	0	0	0	1	0	1	1	0	1	6	13	19	21
	6	0	1	1	1	0	1	0	0	0	1	2	3	12	10	22	27
	7	0	0	0	0	0	0	0	0	0	0	0	0	2	4	6	6
	8	0	0	0	0	0	0	0	0	0	0	0	0	1	3	4	4
EXCEL ACADEMY CHARTER SCHOOL Total		0	3	3	2	4	6	1	3	4	9	10	19	69	82	151	183
EVERITT MIDDLE SCHOOL																	
	7	1	5	6	2	4	6	3	1	4	34	27	61	108	114	222	299
	8	2	3	5	1	4	5	1	5	6	20	28	48	112	97	209	273
EVERITT MIDDLE SCHOOL Total		3	8	11	3	8	11	4	6	10	54	55	109	220	211	431	572
EVERGREEN MIDDLE SCHOOL																	
	6	0	0	0	1	1	2	0	0	0	2	2	4	102	122	224	230
	7	2	1	3	2	3	5	0	0	0	2	2	4	97	110	207	219
	8	1	0	1	2	0	2	0	0	0	3	2	5	107	90	197	205
EVERGREEN MIDDLE SCHOOL Total		3	1	4	5	4	9	0	0	0	7	6	13	306	322	628	654
EVERGREEN HIGH SCHOOL																	
	9	0	2	2	0	0	0	0	0	0	0	4	4	108	138	246	252
	10	0	2	2	1	0	1	2	0	2	0	2	2	96	120	216	223
	11	0	2	2	0	2	2	0	0	0	3	4	7	110	106	216	227
	12	0	1	1	3	3	6	0	1	1	6	2	8	107	122	229	245
EVERGREEN HIGH SCHOOL Total		0	7	7	4	5	9	2	1	3	9	12	21	421	486	907	947

COLORADO DEPARTMENT OF EDUCATION

FALL 2003 PUPIL MEMBERSHIP BY COUNTY, DISTRICT, SCHOOL, GRADE, RACE/ETHNICITY, AND GENDER

COUNTY/DISTRICT/SCHOOL	GRADE LEVEL	AMERICAN INDIAN OR ALASKAN NATIVE			ASIAN OR PACIFIC ISLANDER			BLACK (NOT HISPANIC)			HISPANIC			WHITE (NOT HISPANIC)			GRAND TOTAL
		FEMALE	MALE	TOTAL	FEMALE	MALE	TOTAL	FEMALE	MALE	TOTAL	FEMALE	MALE	TOTAL	FEMALE	MALE	TOTAL	
JEFFERSON																	
JEFFERSON COUNTY R-1																	
FAIRMOUNT ELEMENTARY SCHOOL																	
	K	0	0	0	0	1	1	0	0	0	2	1	3	17	24	41	45
	1	0	0	0	1	1	2	0	0	0	0	4	4	28	26	54	60
	2	0	0	0	1	0	1	0	0	0	1	3	4	30	28	58	63
	3	0	0	0	0	1	1	0	0	0	0	2	2	30	25	55	58
	4	0	2	2	2	0	2	0	0	0	3	0	3	31	35	66	73
	5	0	0	0	0	2	2	1	0	1	2	2	4	30	33	63	70
	6	1	0	1	1	1	2	0	1	1	1	1	2	31	26	57	63
FAIRMOUNT ELEMENTARY SCHOOL Total		1	2	3	5	6	11	1	1	2	9	13	22	197	197	394	432
FITZMORRIS ELEMENTARY SCHOOL																	
	K	0	0	0	0	1	1	2	1	3	5	2	7	17	12	29	40
	1	0	0	0	0	1	1	0	0	0	6	4	10	14	11	25	36
	2	1	0	1	1	0	1	1	0	1	2	3	5	12	10	22	30
	3	0	0	0	2	0	2	0	0	0	5	3	8	9	11	20	30
	4	0	1	1	0	1	1	0	0	0	7	2	9	18	15	33	44
	5	1	0	1	0	0	0	0	0	0	4	2	6	11	12	23	30
	6	0	0	0	0	0	0	0	1	1	5	7	12	17	9	26	39
FITZMORRIS ELEMENTARY SCHOOL Total		2	1	3	3	3	6	3	2	5	34	23	57	98	80	178	249
FALCON BLUFFS MIDDLE SCHOOL																	
	7	1	0	1	7	3	10	3	3	6	12	10	22	106	118	224	263
	8	0	1	1	1	2	3	1	3	4	19	14	33	123	101	224	265
FALCON BLUFFS MIDDLE SCHOOL Total		1	1	2	8	5	13	4	6	10	31	24	55	229	219	448	528
FOOTHILLS ELEMENTARY SCHOOL																	
	K	0	1	1	0	1	1	1	0	1	6	7	13	14	18	32	48
	1	0	0	0	3	0	3	0	2	2	5	4	9	16	25	41	55
	2	0	2	2	2	0	2	1	0	1	11	6	17	23	10	33	55
	3	0	0	0	1	0	1	2	0	2	6	11	17	19	21	40	60
	4	2	0	2	1	2	3	1	1	2	7	2	9	22	10	32	48
	5	0	0	0	2	2	4	0	0	0	5	6	11	19	28	47	62
	6	1	1	2	0	1	1	2	2	4	5	5	10	22	19	41	58
FOOTHILLS ELEMENTARY SCHOOL Total		3	4	7	9	6	15	7	5	12	45	41	86	135	131	266	386
FOSTER ELEMENTARY SCHOOL																	
	PK	0	0	0	0	0	0	1	0	1	2	6	8	12	10	22	31
	K	0	0	0	0	0	0	1	0	1	12	14	26	7	12	19	46
	1	0	0	0	0	0	0	2	2	4	7	13	20	6	12	18	42
	2	0	0	0	1	2	3	1	1	2	11	5	16	7	7	14	35
	3	1	0	1	0	1	1	1	0	1	9	5	14	6	8	14	31
	4	0	1	1	0	0	0	0	0	0	11	8	19	7	13	20	40
	5	1	0	1	0	0	0	1	0	1	12	10	22	5	10	15	39
	6	1	0	1	0	1	1	0	0	0	14	13	27	13	14	27	56
FOSTER ELEMENTARY SCHOOL Total		3	1	4	1	4	5	7	3	10	78	74	152	63	86	149	320

COLORADO DEPARTMENT OF EDUCATION

FALL 2003 PUPIL MEMBERSHIP BY COUNTY, DISTRICT, SCHOOL, GRADE, RACE/ETHNICITY, AND GENDER

COUNTY/DISTRICT/SCHOOL	GRADE LEVEL	AMERICAN INDIAN OR ALASKAN NATIVE			ASIAN OR PACIFIC ISLANDER			BLACK (NOT HISPANIC)			HISPANIC			WHITE (NOT HISPANIC)			GRAND TOTAL
		FEMALE	MALE	TOTAL	FEMALE	MALE	TOTAL	FEMALE	MALE	TOTAL	FEMALE	MALE	TOTAL	FEMALE	MALE	TOTAL	
JEFFERSON																	
JEFFERSON COUNTY R-1																	
FREE HORIZON MONTESSORI CHARTER SCHOOL	PK	1	0	1	0	0	0	0	2	2	2	3	5	10	12	22	30
	K	0	0	0	0	2	2	0	1	1	3	1	4	11	13	24	31
	1	1	0	1	0	1	1	1	1	2	0	2	2	15	18	33	39
	2	1	0	1	1	1	2	0	0	0	1	0	1	7	8	15	19
	3	0	0	0	0	1	1	0	0	0	1	2	3	8	12	20	24
	4	0	0	0	1	2	3	0	0	0	0	0	0	2	7	9	12
	5	0	0	0	0	0	0	0	0	0	0	0	0	5	4	9	9
	6	0	0	0	0	0	0	0	0	0	1	0	1	3	5	8	9
FREE HORIZON MONTESSORI CHARTER SCHOOL Total		3	0	3	2	7	9	1	4	5	8	8	16	61	79	140	173
FREMONT ELEMENTARY SCHOOL																	
	K	0	0	0	1	1	2	1	0	1	5	3	8	19	17	36	47
	1	0	0	0	1	0	1	1	0	1	4	1	5	18	17	35	42
	2	0	1	1	0	1	1	0	2	2	1	6	7	15	23	38	49
	3	0	0	0	1	0	1	0	1	1	2	2	4	16	18	34	40
	4	0	0	0	1	0	1	0	2	2	3	3	6	25	19	44	53
	5	1	0	1	0	1	1	0	0	0	5	1	6	16	26	42	50
	6	0	0	0	0	0	0	0	0	0	4	3	7	18	32	50	57
FREMONT ELEMENTARY SCHOOL Total		1	1	2	4	3	7	2	5	7	24	19	43	127	152	279	338
FRUITDALE LANGUAGE DEVELOPMENT PRESCHOOL																	
FRUITDALE LANGUAGE DEVELOPMENT PRESCHOOL	PK	0	2	2	1	0	1	1	0	1	10	11	21	45	61	106	131
FRUITDALE LANGUAGE DEVELOPMENT PRESCHOOL Total		0	2	2	1	0	1	1	0	1	10	11	21	45	61	106	131
GLENNON HEIGHTS ELEMENTARY SCHOOL																	
	K	0	0	0	0	2	2	0	0	0	2	3	5	11	19	30	37
	1	0	0	0	0	0	0	0	1	1	2	7	9	18	6	24	34
	2	0	1	1	1	1	2	1	0	1	5	3	8	5	10	15	27
	3	1	0	1	0	4	4	0	0	0	4	5	9	4	16	20	34
	4	0	0	0	0	0	0	0	0	0	5	1	6	12	6	18	24
	5	0	0	0	2	0	2	0	0	0	4	0	4	17	19	36	42
	6	0	0	0	0	0	0	0	1	1	3	4	7	9	15	24	32
GLENNON HEIGHTS ELEMENTARY SCHOOL Total		1	1	2	3	7	10	1	2	3	25	23	48	76	91	167	230
GOLDEN HIGH SCHOOL																	
	9	1	2	3	3	4	7	2	2	4	11	17	28	129	151	280	322
	10	3	2	5	7	3	10	1	4	5	13	16	29	148	166	314	363
	11	2	4	6	5	6	11	1	1	2	12	8	20	140	148	288	327
	12	0	1	1	4	6	10	0	0	0	8	12	20	111	145	256	287
GOLDEN HIGH SCHOOL Total		6	9	15	19	19	38	4	7	11	44	53	97	528	610	1,138	1,299

COLORADO DEPARTMENT OF EDUCATION

FALL 2003 PUPIL MEMBERSHIP BY COUNTY, DISTRICT, SCHOOL, GRADE, RACE/ETHNICITY, AND GENDER

COUNTY/DISTRICT/SCHOOL	GRADE LEVEL	AMERICAN INDIAN OR ALASKAN NATIVE			ASIAN OR PACIFIC ISLANDER			BLACK (NOT HISPANIC)			HISPANIC			WHITE (NOT HISPANIC)			GRAND TOTAL
		FEMALE	MALE	TOTAL	FEMALE	MALE	TOTAL	FEMALE	MALE	TOTAL	FEMALE	MALE	TOTAL	FEMALE	MALE	TOTAL	
JEFFERSON																	
JEFFERSON COUNTY R-1																	
GOVERNOR'S RANCH ELEMENTARY SCHOOL																	
	K	0	0	0	2	0	2	0	0	0	4	7	11	31	32	63	76
	1	2	0	2	2	0	2	0	2	2	2	7	9	23	32	55	70
	2	0	0	0	1	0	1	1	0	1	0	2	2	20	20	40	44
	3	0	0	0	1	1	2	0	0	0	3	1	4	34	39	73	79
	4	0	1	1	0	0	0	0	0	0	2	0	2	34	37	71	74
	5	0	1	1	0	0	0	0	0	0	1	2	3	33	31	64	68
	6	0	0	0	2	1	3	0	1	1	4	3	7	41	33	74	85
GOVERNOR'S RANCH ELEMENTARY SCHOOL Total		2	2	4	8	2	10	1	3	4	16	22	38	216	224	440	496
GREEN GABLES ELEMENTARY SCHOOL																	
	K	0	1	1	2	0	2	0	0	0	5	0	5	17	20	37	45
	1	0	0	0	1	2	3	0	0	0	6	4	10	15	21	36	49
	2	0	1	1	0	1	1	0	0	0	2	2	4	18	18	36	42
	3	0	0	0	4	1	5	0	0	0	3	2	5	18	15	33	43
	4	1	0	1	0	1	1	0	1	1	1	5	6	23	17	40	49
	5	0	0	0	0	0	0	1	0	1	5	3	8	20	20	40	49
	6	0	0	0	0	0	0	2	1	3	5	4	9	18	27	45	57
GREEN GABLES ELEMENTARY SCHOOL Total		1	2	3	7	5	12	3	2	5	27	20	47	129	138	267	334
GREEN MOUNTAIN ELEMENTARY SCHOOL																	
	PK	1	0	1	1	3	4	0	0	0	4	6	10	40	47	87	102
	K	0	0	0	0	1	1	0	1	1	8	5	13	8	25	33	48
	1	0	0	0	0	2	2	0	0	0	5	11	16	13	20	33	51
	2	0	1	1	0	0	0	1	0	1	5	7	12	12	13	25	39
	3	0	1	1	0	0	0	0	0	0	6	1	7	13	9	22	30
	4	2	0	2	0	0	0	2	1	3	4	2	6	16	21	37	48
	5	0	0	0	0	1	1	0	0	0	0	1	1	10	19	29	31
	6	0	2	2	0	1	1	3	1	4	6	6	12	14	16	30	49
GREEN MOUNTAIN ELEMENTARY SCHOOL Total		3	4	7	1	8	9	6	3	9	38	39	77	126	170	296	398
GREEN MOUNTAIN HIGH SCHOOL																	
	9	4	2	6	12	7	19	1	4	5	23	21	44	165	183	348	422
	10	0	4	4	3	9	12	4	3	7	17	29	46	172	178	350	419
	11	0	1	1	5	11	16	5	2	7	13	15	28	155	166	321	373
	12	1	0	1	15	5	20	1	3	4	12	19	31	171	176	347	403
GREEN MOUNTAIN HIGH SCHOOL Total		5	7	12	35	32	67	11	12	23	65	84	149	663	703	1,366	1,617
HACKBERRY HILL ELEMENTARY SCHOOL																	
	K	0	0	0	0	0	0	0	0	0	4	4	8	15	20	35	43
	1	0	0	0	0	1	1	0	1	1	5	5	10	25	24	49	61
	2	0	0	0	3	0	3	0	1	1	3	8	11	25	20	45	60
	3	0	0	0	1	2	3	0	0	0	6	4	10	33	24	57	70
	4	0	2	2	5	0	5	2	1	3	5	9	14	33	22	55	79
	5	0	0	0	2	0	2	2	0	2	9	5	14	22	34	56	74
	6	0	0	0	2	3	5	1	2	3	6	8	14	28	32	60	82
HACKBERRY HILL ELEMENTARY SCHOOL Total		0	2	2	13	6	19	5	5	10	38	43	81	181	176	357	469

COLORADO DEPARTMENT OF EDUCATION

FALL 2003 PUPIL MEMBERSHIP BY COUNTY, DISTRICT, SCHOOL, GRADE, RACE/ETHNICITY, AND GENDER

COUNTY/DISTRICT/SCHOOL	GRADE LEVEL	AMERICAN INDIAN OR ALASKAN NATIVE			ASIAN OR PACIFIC ISLANDER			BLACK (NOT HISPANIC)			HISPANIC			WHITE (NOT HISPANIC)			GRAND TOTAL
		FEMALE	MALE	TOTAL	FEMALE	MALE	TOTAL	FEMALE	MALE	TOTAL	FEMALE	MALE	TOTAL	FEMALE	MALE	TOTAL	
JEFFERSON																	
JEFFERSON COUNTY R-1																	
HOME OPTIONS SCHOOL																	
	1	0	0	0	0	0	0	0	0	0	0	0	0	2	2	2	2
	2	0	0	0	0	0	0	0	0	0	0	0	0	5	5	10	10
	3	0	0	0	0	0	0	0	0	0	0	0	0	1	6	7	7
	4	0	0	0	0	0	0	0	0	0	1	0	1	3	4	7	8
	5	0	0	0	0	0	0	0	0	0	0	0	0	3	2	5	5
	6	0	0	0	0	0	0	0	0	0	1	0	1	3	2	5	6
	7	0	0	0	0	0	0	0	0	0	1	0	1	8	4	12	13
	8	0	0	0	0	0	0	1	0	1	1	1	2	5	7	12	15
	9	0	0	0	0	0	0	0	0	0	0	0	0	0	3	3	3
	10	0	0	0	0	0	0	0	0	0	0	1	1	4	4	8	9
	11	0	0	0	0	0	0	0	0	0	0	0	0	3	8	11	11
	12	0	0	0	0	0	0	0	0	0	0	0	0	6	5	11	11
HOME OPTIONS SCHOOL Total		0	0	0	0	0	0	1	0	1	4	2	6	41	52	93	100
HUTCHINSON ELEMENTARY SCHOOL																	
	K	1	0	1	3	1	4	0	1	1	4	1	5	27	25	52	63
	1	0	1	1	1	3	4	0	0	0	2	3	5	20	25	45	55
	2	0	0	0	1	4	5	0	0	0	4	1	5	22	20	42	52
	3	2	0	2	1	1	2	0	0	0	1	3	4	35	22	57	65
	4	0	0	0	1	3	4	0	2	2	5	1	6	24	37	61	73
	5	1	0	1	1	3	4	1	0	1	2	3	5	30	37	67	78
	6	1	0	1	1	1	2	1	1	2	0	3	3	34	38	72	80
HUTCHINSON ELEMENTARY SCHOOL Total		5	1	6	9	16	25	2	4	6	18	15	33	192	204	396	466
INTERVENTIONS TRANSITIONAL PROGRAMS																	
	PK	0	0	0	0	1	1	0	0	0	0	2	2	16	36	52	55
	1	0	0	0	0	0	0	0	0	0	0	0	0	0	2	2	2
	2	0	0	0	0	0	0	0	0	0	0	1	1	1	2	3	4
	3	0	0	0	0	0	0	0	0	0	0	0	0	0	1	1	1
	4	0	0	0	0	0	0	0	0	0	0	1	1	0	2	2	3
	5	0	0	0	0	0	0	1	0	1	0	0	0	1	2	3	4
	6	0	0	0	0	0	0	1	0	1	0	2	2	0	5	5	8
	7	0	0	0	0	0	0	0	1	1	1	2	3	0	9	9	13
	8	0	0	0	0	0	0	0	1	1	0	4	4	5	21	26	31
	9	1	0	1	1	0	1	0	0	0	2	8	10	5	30	35	47
	10	0	1	1	0	0	0	1	0	1	3	1	4	4	4	8	14
	11	0	0	0	0	0	0	0	0	0	0	0	0	0	5	5	5
	12	0	0	0	1	0	1	0	1	1	5	6	11	35	51	86	99
INTERVENTIONS TRANSITIONAL PROGRAMS Total		1	1	2	2	1	3	3	3	6	11	27	38	67	170	237	286
JEFFERSON ACADEMY CHARTER SCHOOL																	
	K	0	0	0	0	1	1	0	0	0	1	0	1	14	22	36	38
	1	0	0	0	0	1	1	0	0	0	0	0	0	32	23	55	56
	2	0	0	0	2	1	3	0	1	1	2	2	4	19	27	46	54
	3	0	0	0	1	1	2	0	0	0	1	1	2	26	23	49	53
	4	0	0	0	0	0	0	0	2	2	3	1	4	24	24	48	54
	5	0	0	0	1	0	1	0	0	0	1	0	1	28	22	50	52
	6	0	0	0	0	1	1	0	1	1	2	1	3	18	30	48	53

COLORADO DEPARTMENT OF EDUCATION

FALL 2003 PUPIL MEMBERSHIP BY COUNTY, DISTRICT, SCHOOL, GRADE, RACE/ETHNICITY, AND GENDER

COUNTY/DISTRICT/SCHOOL	GRADE LEVEL	AMERICAN INDIAN OR ALASKAN NATIVE			ASIAN OR PACIFIC ISLANDER			BLACK (NOT HISPANIC)			HISPANIC			WHITE (NOT HISPANIC)			GRAND TOTAL
		FEMALE	MALE	TOTAL	FEMALE	MALE	TOTAL	FEMALE	MALE	TOTAL	FEMALE	MALE	TOTAL	FEMALE	MALE	TOTAL	
JEFFERSON																	
JEFFERSON COUNTY R-1																	
JEFFERSON ACADEMY CHARTER SCHOOL Total		0	0	0	4	5	9	0	4	4	10	5	15	161	171	332	360
JEFFERSON CHARTER ACADEMY JUNIOR HIGH SCHOOL	7	0	1	1	1	1	2	0	1	1	1	3	4	25	34	59	67
	8	0	0	0	1	0	1	0	1	1	2	3	5	30	31	61	68
JEFFERSON CHARTER ACADEMY JUNIOR HIGH SCHOOL Total		0	1	1	2	1	3	0	2	2	3	6	9	55	65	120	135
JEFFERSON CHARTER ACADEMY SENIOR HIGH SCHOOL	9	0	0	0	0	1	1	1	0	1	2	2	4	25	28	53	59
	10	1	0	1	0	1	1	0	0	0	0	3	3	26	37	63	68
	11	0	0	0	0	1	1	1	0	1	5	1	6	24	23	47	55
	12	0	0	0	1	0	1	0	0	0	1	4	5	25	18	43	49
JEFFERSON CHARTER ACADEMY SENIOR HIGH SCHOOL Total		1	0	1	1	3	4	2	0	2	8	10	18	100	106	206	231
JEFFERSON HIGH SCHOOL	9	1	2	3	3	3	6	4	10	14	73	78	151	22	19	41	215
	10	0	4	4	0	2	2	7	4	11	66	70	136	20	28	48	201
	11	3	2	5	1	3	4	6	3	9	50	44	94	19	43	62	174
	12	4	0	4	0	1	1	0	7	7	45	36	81	35	26	61	154
JEFFERSON HIGH SCHOOL Total		8	8	16	4	9	13	17	24	41	234	228	462	96	116	212	744
SHERIDAN GREEN ELEMENTARY SCHOOL	K	0	0	0	3	2	5	0	1	1	10	6	16	16	24	40	62
	1	0	0	0	2	4	6	0	0	0	5	1	6	22	24	46	58
	2	0	1	1	2	5	7	0	1	1	5	7	12	16	28	44	65
	3	1	0	1	4	4	8	0	1	1	2	5	7	20	24	44	61
	4	0	0	0	1	1	2	0	0	0	2	4	6	10	30	40	48
	5	1	1	2	4	6	10	0	0	0	5	0	5	17	25	42	59
	6	0	0	0	6	3	9	0	1	1	2	3	5	21	17	38	53
SHERIDAN GREEN ELEMENTARY SCHOOL Total		2	2	4	22	25	47	0	4	4	31	26	57	122	172	294	406
KEN CARYL MIDDLE SCHOOL	7	1	1	2	4	4	8	2	1	3	10	17	27	165	154	319	359
	8	1	0	1	3	7	10	1	0	1	10	10	20	156	157	313	345
KEN CARYL MIDDLE SCHOOL Total		2	1	3	7	11	18	3	1	4	20	27	47	321	311	632	704
KENDALLVUE ELEMENTARY SCHOOL	PK	0	0	0	0	0	0	0	1	1	2	3	5	34	31	65	71
	K	1	1	2	0	0	0	1	0	1	8	6	14	36	35	71	88
	1	0	1	1	0	1	1	1	0	1	9	9	18	27	38	65	86
	2	0	2	2	0	0	0	0	1	1	4	3	7	31	34	65	75
	3	2	0	2	1	1	2	0	2	2	2	6	8	28	35	63	77
	4	1	2	3	0	0	0	3	0	3	4	4	8	31	24	55	69
	5	1	1	2	1	1	2	0	0	0	2	3	5	27	23	50	59
	6	1	0	1	0	1	1	2	0	2	3	5	8	34	38	72	84
KENDALLVUE ELEMENTARY SCHOOL Total		6	7	13	2	4	6	7	4	11	34	39	73	248	258	506	609

COLORADO DEPARTMENT OF EDUCATION

FALL 2003 PUPIL MEMBERSHIP BY COUNTY, DISTRICT, SCHOOL, GRADE, RACE/ETHNICITY, AND GENDER

COUNTY/DISTRICT/SCHOOL	GRADE LEVEL	AMERICAN INDIAN OR ALASKAN NATIVE			ASIAN OR PACIFIC ISLANDER			BLACK (NOT HISPANIC)			HISPANIC			WHITE (NOT HISPANIC)			GRAND TOTAL
		FEMALE	MALE	TOTAL	FEMALE	MALE	TOTAL	FEMALE	MALE	TOTAL	FEMALE	MALE	TOTAL	FEMALE	MALE	TOTAL	
JEFFERSON																	
JEFFERSON COUNTY R-1																	
KENDRICK LAKES ELEMENTARY SCHOOL																	
	K	0	0	0	0	4	4	1	1	2	6	2	8	12	18	30	44
	1	0	0	0	1	1	2	1	2	3	6	5	11	19	25	44	60
	2	1	0	1	1	2	3	0	0	0	6	5	11	11	26	37	52
	3	1	0	1	1	4	5	0	2	2	6	6	12	20	26	46	66
	4	0	1	1	1	1	2	1	0	1	7	2	9	26	28	54	67
	5	0	0	0	1	0	1	0	1	1	0	4	4	22	26	48	54
	6	0	0	0	1	0	1	2	0	2	4	7	11	30	25	55	69
KENDRICK LAKES ELEMENTARY SCHOOL Total		2	1	3	6	12	18	5	6	11	35	31	66	140	174	314	412
KULLERSTRAND ELEMENTARY SCHOOL																	
	K	1	1	2	0	0	0	1	0	1	7	6	13	16	12	28	44
	1	0	1	1	0	0	0	1	0	1	7	5	12	14	10	24	38
	2	0	0	0	2	1	3	1	0	1	8	8	16	8	8	16	36
	3	0	0	0	1	0	1	0	0	0	7	5	12	9	17	26	39
	4	0	0	0	0	0	0	0	0	0	5	5	10	12	11	23	33
	5	0	0	0	1	0	1	0	1	1	4	5	9	13	9	22	33
	6	0	0	0	0	0	0	0	1	1	5	6	11	6	9	15	27
KULLERSTRAND ELEMENTARY SCHOOL Total		1	2	3	4	1	5	3	2	5	43	40	83	78	76	154	250
KYFFIN ELEMENTARY SCHOOL																	
	K	0	0	0	2	2	4	0	1	1	0	2	2	27	25	52	59
	1	0	0	0	3	0	3	0	0	0	3	1	4	24	28	52	59
	2	0	1	1	8	4	12	1	0	1	2	2	4	35	32	67	85
	3	0	0	0	6	1	7	1	2	3	0	2	2	33	24	57	69
	4	1	0	1	3	3	6	0	0	0	2	1	3	35	42	77	87
	5	0	1	1	2	6	8	0	0	0	6	4	10	32	29	61	80
	6	0	0	0	6	4	10	0	0	0	2	5	7	34	34	68	85
KYFFIN ELEMENTARY SCHOOL Total		1	2	3	30	20	50	2	3	5	15	17	32	220	214	434	524
LAKEWOOD HIGH SCHOOL																	
	9	7	6	13	16	14	30	4	3	7	41	43	84	172	180	352	486
	10	4	2	6	4	15	19	7	6	13	34	21	55	162	153	315	408
	11	3	2	5	8	11	19	1	7	8	25	32	57	133	162	295	384
	12	5	5	10	11	9	20	3	6	9	18	20	38	117	150	267	344
LAKEWOOD HIGH SCHOOL Total		19	15	34	39	49	88	15	22	37	118	116	234	584	645	1,229	1,622
LASLEY ELEMENTARY SCHOOL																	
	K	1	1	2	5	7	12	0	2	2	26	27	53	13	11	24	93
	1	0	0	0	5	6	11	0	0	0	30	22	52	17	17	34	97
	2	0	1	1	4	4	8	2	2	4	24	32	56	21	20	41	110
	3	0	2	2	5	5	10	0	1	1	20	22	42	17	16	33	88
	4	1	1	2	4	5	9	3	3	6	24	32	56	24	26	50	123
	5	0	2	2	3	1	4	1	0	1	24	33	57	20	37	57	121
	6	2	0	2	7	2	9	4	1	5	27	27	54	29	23	52	122
LASLEY ELEMENTARY SCHOOL Total		4	7	11	33	30	63	10	9	19	175	195	370	141	150	291	754

COLORADO DEPARTMENT OF EDUCATION

FALL 2003 PUPIL MEMBERSHIP BY COUNTY, DISTRICT, SCHOOL, GRADE, RACE/ETHNICITY, AND GENDER

COUNTY/DISTRICT/SCHOOL	GRADE LEVEL	AMERICAN INDIAN OR ALASKAN NATIVE			ASIAN OR PACIFIC ISLANDER			BLACK (NOT HISPANIC)			HISPANIC			WHITE (NOT HISPANIC)			GRAND TOTAL
		FEMALE	MALE	TOTAL	FEMALE	MALE	TOTAL	FEMALE	MALE	TOTAL	FEMALE	MALE	TOTAL	FEMALE	MALE	TOTAL	
JEFFERSON																	
JEFFERSON COUNTY R-1																	
LAWRENCE ELEMENTARY SCHOOL																	
	PK	2	0	2	3	0	3	0	0	0	3	8	11	13	12	25	41
	K	0	1	1	0	0	0	0	0	0	3	4	7	19	21	40	48
	1	2	0	2	2	0	2	2	0	2	4	9	13	15	14	29	48
	2	2	1	3	0	1	1	2	0	2	7	5	12	14	18	32	50
	3	0	0	0	0	0	0	2	0	2	3	8	11	10	20	30	43
	4	1	0	1	0	0	0	1	1	2	4	3	7	14	16	30	40
	5	0	1	1	1	0	1	3	1	4	4	4	8	9	7	16	30
	6	2	0	2	1	0	1	2	2	4	7	5	12	14	23	37	56
LAWRENCE ELEMENTARY SCHOOL Total		9	3	12	7	1	8	12	4	16	35	46	81	108	131	239	356
LEAWOOD ELEMENTARY SCHOOL																	
	K	0	0	0	2	1	3	0	2	2	2	3	5	18	14	32	42
	1	0	0	0	0	0	0	0	0	0	3	2	5	12	32	44	49
	2	1	0	1	0	1	1	0	1	1	2	1	3	24	18	42	48
	3	0	0	0	3	2	5	0	0	0	3	4	7	24	22	46	58
	4	0	0	0	4	1	5	0	0	0	3	1	4	23	24	47	56
	5	1	1	2	0	2	2	0	0	0	3	3	6	26	25	51	61
	6	0	0	0	0	1	1	1	0	1	5	3	8	26	42	68	78
LEAWOOD ELEMENTARY SCHOOL Total		2	1	3	9	8	17	1	3	4	21	17	38	153	177	330	392
LINCOLN CHARTER ACADEMY																	
	PK	0	0	0	0	2	2	0	0	0	2	0	2	9	5	14	18
	K	0	0	0	1	0	1	1	1	2	2	5	7	19	28	47	57
	1	1	0	1	0	1	1	1	1	2	4	3	7	20	25	45	56
	2	1	0	1	0	0	0	0	1	1	3	3	6	26	26	52	60
	3	0	0	0	1	0	1	0	2	2	1	1	2	31	22	53	58
	4	1	0	1	0	1	1	1	0	1	7	5	12	23	22	45	60
	5	0	0	0	0	1	1	1	0	1	5	3	8	28	20	48	58
	6	1	0	1	0	0	0	1	1	2	3	5	8	23	21	44	55
LINCOLN CHARTER ACADEMY Total		4	0	4	2	5	7	5	6	11	27	25	52	179	169	348	422
LITTLE ELEMENTARY SCHOOL																	
	K	0	0	0	0	0	0	1	0	1	4	3	7	14	8	22	30
	1	0	1	1	0	1	1	0	1	1	5	4	9	14	19	33	45
	2	0	0	0	0	1	1	0	1	1	7	5	12	21	13	34	48
	3	0	0	0	1	1	2	1	3	4	7	4	11	15	21	36	53
	4	0	0	0	0	0	0	0	1	1	4	4	8	25	26	51	60
	5	0	0	0	0	1	1	1	1	2	4	5	9	17	16	33	45
	6	0	0	0	1	0	1	0	0	0	10	6	16	24	23	47	64
LITTLE ELEMENTARY SCHOOL Total		0	1	1	2	4	6	3	7	10	41	31	72	130	126	256	345

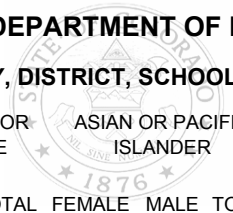
COLORADO DEPARTMENT OF EDUCATION

FALL 2003 PUPIL MEMBERSHIP BY COUNTY, DISTRICT, SCHOOL, GRADE, RACE/ETHNICITY, AND GENDER

COUNTY/DISTRICT/SCHOOL	GRADE LEVEL	AMERICAN INDIAN OR ALASKAN NATIVE			ASIAN OR PACIFIC ISLANDER			BLACK (NOT HISPANIC)			HISPANIC			WHITE (NOT HISPANIC)			GRAND TOTAL
		FEMALE	MALE	TOTAL	FEMALE	MALE	TOTAL	FEMALE	MALE	TOTAL	FEMALE	MALE	TOTAL	FEMALE	MALE	TOTAL	
JEFFERSON																	
JEFFERSON COUNTY R-1																	
LUKAS ELEMENTARY SCHOOL																	
	K	1	0	1	1	2	3	0	0	0	1	6	7	22	32	54	65
	1	1	1	2	2	2	4	1	1	2	4	2	6	29	29	58	72
	2	1	0	1	2	3	5	1	0	1	4	4	8	35	26	61	76
	3	0	0	0	1	2	3	0	2	2	5	5	10	35	35	70	85
	4	0	1	1	2	1	3	0	0	0	0	4	4	28	39	67	75
	5	2	0	2	1	3	4	0	1	1	5	7	12	33	37	70	89
	6	0	1	1	4	4	8	2	0	2	6	5	11	39	35	74	96
LUKAS ELEMENTARY SCHOOL Total		5	3	8	13	17	30	4	4	8	25	33	58	221	233	454	558
LUMBERG ELEMENTARY SCHOOL																	
	K	0	0	0	1	1	2	1	1	2	30	23	53	8	5	13	70
	1	2	0	2	0	1	1	5	0	5	33	35	68	10	7	17	93
	2	0	1	1	1	0	1	1	2	3	20	30	50	7	9	16	71
	3	2	1	3	0	1	1	1	2	3	31	16	47	13	7	20	74
	4	0	0	0	0	0	0	0	4	4	21	22	43	12	6	18	65
	5	1	1	2	0	0	0	4	4	8	21	27	48	6	10	16	74
	6	0	0	0	2	0	2	0	1	1	24	24	48	6	7	13	64
LUMBERG ELEMENTARY SCHOOL Total		5	3	8	4	3	7	12	14	26	180	177	357	62	51	113	511
ROCKY MOUNTAIN DEAF SCHOOL																	
	PK	0	0	0	0	0	0	0	1	1	1	3	4	1	4	5	10
	K	0	0	0	0	0	0	0	0	0	0	0	0	2	2	4	4
	1	0	0	0	0	0	0	0	0	0	0	0	0	5	1	6	6
	2	0	0	0	0	0	0	1	0	1	1	1	2	1	3	4	7
	3	0	0	0	0	0	0	0	0	0	0	1	1	1	1	2	3
	4	0	0	0	0	0	0	0	0	0	1	0	1	0	1	1	2
	5	0	0	0	0	0	0	0	2	2	0	0	0	0	0	0	2
	6	0	0	0	0	0	0	0	1	1	0	0	0	1	0	1	2
	7	0	0	0	0	0	0	0	0	0	0	0	0	1	1	2	2
	8	0	0	0	0	0	0	0	0	0	0	0	0	2	0	2	2
ROCKY MOUNTAIN DEAF SCHOOL Total		0	0	0	0	0	0	1	4	5	3	5	8	14	13	27	40
MANDALAY MIDDLE SCHOOL																	
	7	3	4	7	9	14	23	6	9	15	26	26	52	180	170	350	447
	8	3	3	6	12	16	28	3	4	7	24	25	49	159	194	353	443
MANDALAY MIDDLE SCHOOL Total		6	7	13	21	30	51	9	13	22	50	51	101	339	364	703	890
MANNING OPTIONS SCHOOL																	
	7	0	0	0	3	4	7	0	0	0	3	4	7	61	73	134	148
	8	0	0	0	2	2	4	0	2	2	3	3	6	68	68	136	148
MANNING OPTIONS SCHOOL Total		0	0	0	5	6	11	0	2	2	6	7	13	129	141	270	296

COLORADO DEPARTMENT OF EDUCATION

FALL 2003 PUPIL MEMBERSHIP BY COUNTY, DISTRICT, SCHOOL, GRADE, RACE/ETHNICITY, AND GENDER



COUNTY/DISTRICT/SCHOOL	GRADE LEVEL	AMERICAN INDIAN OR ALASKAN NATIVE			ASIAN OR PACIFIC ISLANDER			BLACK (NOT HISPANIC)			HISPANIC			WHITE (NOT HISPANIC)			GRAND TOTAL
		FEMALE	MALE	TOTAL	FEMALE	MALE	TOTAL	FEMALE	MALE	TOTAL	FEMALE	MALE	TOTAL	FEMALE	MALE	TOTAL	
JEFFERSON																	
JEFFERSON COUNTY R-1																	
MAPLE GROVE ELEMENTARY SCHOOL																	
	K	0	0	0	0	2	2	0	0	0	1	1	2	22	20	42	46
	1	1	0	1	1	1	2	1	1	2	2	0	2	22	29	51	58
	2	0	0	0	2	0	2	1	0	1	3	4	7	21	29	50	60
	3	0	1	1	0	1	1	1	0	1	1	0	1	28	30	58	62
	4	0	0	0	2	1	3	1	0	1	0	0	0	20	22	42	46
	5	0	0	0	1	1	2	0	2	2	3	6	9	22	21	43	56
	6	1	0	1	0	0	0	0	0	0	1	2	3	22	27	49	53
MAPLE GROVE ELEMENTARY SCHOOL Total		2	1	3	6	6	12	4	3	7	11	13	24	157	178	335	381
MARSHDALE ELEMENTARY SCHOOL																	
	K	2	0	2	1	0	1	0	0	0	1	1	2	19	32	51	56
	1	0	1	1	1	0	1	0	1	1	0	0	0	24	41	65	68
	2	0	0	0	0	0	0	1	1	2	0	0	0	33	29	62	64
	3	0	0	0	1	0	1	1	0	1	1	4	5	30	31	61	68
	4	0	0	0	0	0	0	0	0	0	0	0	0	34	26	60	60
	5	0	0	0	0	0	0	0	1	1	2	0	2	37	40	77	80
MARSHDALE ELEMENTARY SCHOOL Total		2	1	3	3	0	3	2	3	5	4	5	9	177	199	376	396
MARTENSEN ELEMENTARY SCHOOL																	
	PK	0	0	0	1	0	1	0	1	1	11	2	13	10	14	24	39
	K	0	0	0	0	0	0	0	0	0	8	4	12	8	8	16	28
	1	0	0	0	0	1	1	1	0	1	4	3	7	10	5	15	24
	2	0	1	1	0	0	0	0	0	0	8	5	13	12	9	21	35
	3	0	0	0	0	0	0	0	0	0	6	3	9	12	7	19	28
	4	0	0	0	1	1	2	1	0	1	4	2	6	16	10	26	35
	5	0	1	1	0	0	0	0	0	0	9	8	17	10	11	21	39
	6	1	1	2	0	0	0	0	0	0	6	5	11	11	11	22	35
MARTENSEN ELEMENTARY SCHOOL Total		1	3	4	2	2	4	2	1	3	56	32	88	89	75	164	263
LONGVIEW HIGH SCHOOL																	
	10	0	0	0	0	0	0	0	0	0	0	1	1	2	1	3	4
	11	0	0	0	0	0	0	0	0	0	2	1	3	7	9	16	19
	12	0	0	0	0	1	1	0	1	1	2	0	2	11	9	20	24
LONGVIEW HIGH SCHOOL Total		0	0	0	0	1	1	0	1	1	4	2	6	20	19	39	47

COLORADO DEPARTMENT OF EDUCATION

FALL 2003 PUPIL MEMBERSHIP BY COUNTY, DISTRICT, SCHOOL, GRADE, RACE/ETHNICITY, AND GENDER

COUNTY/DISTRICT/SCHOOL	GRADE LEVEL	AMERICAN INDIAN OR ALASKAN NATIVE			ASIAN OR PACIFIC ISLANDER			BLACK (NOT HISPANIC)			HISPANIC			WHITE (NOT HISPANIC)			GRAND TOTAL
		FEMALE	MALE	TOTAL	FEMALE	MALE	TOTAL	FEMALE	MALE	TOTAL	FEMALE	MALE	TOTAL	FEMALE	MALE	TOTAL	
JEFFERSON																	
JEFFERSON COUNTY R-1																	
MILLER SPECIAL EDUCATION																	
	PK	0	0	0	0	0	0	0	0	0	3	6	9	18	14	32	41
	K	0	0	0	0	0	0	0	1	1	3	2	5	1	4	5	11
	1	0	0	0	1	1	2	0	0	0	0	1	1	5	2	7	10
	2	0	0	0	0	0	0	0	0	0	1	0	1	2	2	4	5
	3	0	0	0	0	0	0	1	0	1	1	0	1	2	3	5	7
	4	0	0	0	0	0	0	0	0	0	0	0	0	2	3	5	5
	5	0	0	0	0	0	0	0	0	0	1	0	1	1	2	3	4
	6	0	0	0	0	0	0	0	0	0	0	0	0	1	8	9	9
	7	0	0	0	0	0	0	0	0	0	0	0	0	5	5	10	10
	8	0	0	0	0	0	0	0	0	0	1	2	3	2	3	5	8
	9	1	0	1	0	0	0	0	0	0	1	0	1	7	4	11	13
	10	0	0	0	0	0	0	0	1	1	1	0	1	9	4	13	15
	11	0	0	0	0	1	1	0	0	0	1	0	1	3	4	7	9
	12	0	0	0	0	1	1	0	0	0	0	1	1	5	9	14	16
MILLER SPECIAL EDUCATION Total		1	0	1	1	3	4	1	2	3	13	12	25	63	67	130	163
MITCHELL ELEMENTARY SCHOOL																	
	K	0	1	1	0	3	3	0	1	1	4	2	6	27	32	59	70
	1	1	0	1	1	2	3	0	0	0	6	5	11	28	37	65	80
	2	0	1	1	4	1	5	1	2	3	5	0	5	28	34	62	76
	3	0	0	0	3	2	5	0	0	0	2	1	3	26	30	56	64
	4	0	0	0	1	0	1	1	0	1	3	1	4	34	47	81	87
	5	3	1	4	1	1	2	0	0	0	2	3	5	35	57	92	103
	6	0	1	1	4	0	4	0	1	1	1	1	2	25	39	64	72
MITCHELL ELEMENTARY SCHOOL Total		4	4	8	14	9	23	2	4	6	23	13	36	203	276	479	552
MOLHOLM ELEMENTARY SCHOOL																	
	PK	0	0	0	0	1	1	1	1	2	13	14	27	3	10	13	43
	K	1	1	2	0	1	1	2	3	5	24	18	42	13	11	24	74
	1	0	0	0	0	0	0	2	2	4	25	15	40	9	4	13	57
	2	0	0	0	0	0	0	1	0	1	14	12	26	13	8	21	48
	3	0	2	2	0	2	2	0	5	5	11	30	41	9	9	18	68
	4	1	1	2	0	0	0	2	1	3	15	10	25	9	9	18	48
	5	0	0	0	0	0	0	2	0	2	17	14	31	16	11	27	60
	6	1	2	3	1	0	1	1	0	1	9	6	15	15	12	27	47
MOLHOLM ELEMENTARY SCHOOL Total		3	6	9	1	4	5	11	12	23	128	119	247	87	74	161	445
MONTESSORI PEAKS CHARTER ACADEMY																	
	PK	0	0	0	4	1	5	1	0	1	3	2	5	36	47	83	94
	K	0	0	0	2	0	2	0	0	0	5	2	7	20	28	48	57
	1	0	0	0	0	2	2	0	0	0	4	2	6	21	37	58	66
	2	0	0	0	2	0	2	0	0	0	2	0	2	22	15	37	41
	3	1	0	1	0	1	1	0	0	0	3	3	6	22	24	46	54
	4	0	0	0	1	0	1	0	0	0	1	2	3	17	15	32	36
	5	0	0	0	0	0	0	0	0	0	1	0	1	13	14	27	28
	6	0	0	0	0	0	0	1	0	1	0	2	2	7	12	19	22
MONTESSORI PEAKS CHARTER ACADEMY Total		1	0	1	9	4	13	2	0	2	19	13	32	158	192	350	398


COLORADO DEPARTMENT OF EDUCATION

FALL 2003 PUPIL MEMBERSHIP BY COUNTY, DISTRICT, SCHOOL, GRADE, RACE/ETHNICITY, AND GENDER

COUNTY/DISTRICT/SCHOOL	GRADE LEVEL	AMERICAN INDIAN OR ALASKAN NATIVE			ASIAN OR PACIFIC ISLANDER			BLACK (NOT HISPANIC)			HISPANIC			WHITE (NOT HISPANIC)			GRAND TOTAL
		FEMALE	MALE	TOTAL	FEMALE	MALE	TOTAL	FEMALE	MALE	TOTAL	FEMALE	MALE	TOTAL	FEMALE	MALE	TOTAL	
JEFFERSON																	
JEFFERSON COUNTY R-1																	
MOORE MIDDLE SCHOOL																	
	7	2	2	4	12	8	20	4	2	6	14	27	41	181	148	329	400
	8	5	2	7	9	10	19	3	6	9	31	31	62	169	158	327	424
MOORE MIDDLE SCHOOL Total		7	4	11	21	18	39	7	8	15	45	58	103	350	306	656	824
MORTENSEN ELEMENTARY SCHOOL																	
	K	1	0	1	1	1	2	1	0	1	1	3	4	16	28	44	52
	1	0	0	0	1	0	1	0	1	1	5	4	9	24	19	43	54
	2	0	0	0	1	1	2	1	0	1	3	5	8	23	21	44	55
	3	0	0	0	2	0	2	1	0	1	4	2	6	22	20	42	51
	4	0	0	0	0	0	0	2	0	2	2	3	5	30	15	45	52
	5	0	0	0	1	0	1	2	0	2	2	1	3	30	30	60	66
	6	1	0	1	0	0	0	0	1	1	4	3	7	23	34	57	66
MORTENSEN ELEMENTARY SCHOOL Total		2	0	2	6	2	8	7	2	9	21	21	42	168	167	335	396
MOUNT CARBON ELEMENTARY SCHOOL																	
	K	0	0	0	0	0	0	0	0	0	4	0	4	18	16	34	38
	1	0	0	0	0	0	0	0	0	0	4	3	7	23	26	49	56
	2	0	1	1	1	1	2	1	1	2	4	1	5	31	24	55	65
	3	0	0	0	0	2	2	1	1	2	3	2	5	31	41	72	81
	4	0	1	1	0	0	0	1	2	3	5	5	10	26	41	67	81
	5	1	0	1	1	2	3	0	1	1	3	6	9	33	28	61	75
	6	0	0	0	2	2	4	0	1	1	8	2	10	27	41	68	83
MOUNT CARBON ELEMENTARY SCHOOL Total		1	2	3	4	7	11	3	6	9	31	19	50	189	217	406	479
NORMANDY ELEMENTARY SCHOOL																	
	K	0	0	0	3	0	3	0	1	1	1	5	6	48	42	90	100
	1	1	0	1	5	2	7	0	0	0	2	3	5	43	37	80	93
	2	1	1	2	1	2	3	1	1	2	2	2	4	43	39	82	93
	3	0	0	0	2	0	2	0	1	1	5	2	7	50	50	100	110
	4	0	1	1	2	1	3	0	2	2	1	5	6	48	45	93	105
	5	0	0	0	2	1	3	0	0	0	6	2	8	41	45	86	97
	6	0	0	0	0	0	0	2	0	2	3	3	6	43	54	97	105
NORMANDY ELEMENTARY SCHOOL Total		2	2	4	15	6	21	3	5	8	20	22	42	316	312	628	703
NORTH ARVADA MIDDLE SCHOOL																	
	7	2	0	2	8	8	16	6	5	11	32	31	63	82	96	178	270
	8	1	2	3	3	5	8	3	2	5	25	35	60	96	99	195	271
NORTH ARVADA MIDDLE SCHOOL Total		3	2	5	11	13	24	9	7	16	57	66	123	178	195	373	541
OBERON JUNIOR HIGH SCHOOL																	
	7	2	1	3	1	3	4	2	1	3	17	10	27	168	173	341	378
	8	2	0	2	6	3	9	2	1	3	27	12	39	172	179	351	404
OBERON JUNIOR HIGH SCHOOL Total		4	1	5	7	6	13	4	2	6	44	22	66	340	352	692	782
O'CONNELL MIDDLE SCHOOL																	
	7	0	6	6	1	10	11	5	8	13	67	71	138	59	71	130	298
	8	3	4	7	4	5	9	3	6	9	64	78	142	71	70	141	308
O'CONNELL MIDDLE SCHOOL Total		3	10	13	5	15	20	8	14	22	131	149	280	130	141	271	606

COLORADO DEPARTMENT OF EDUCATION

FALL 2003 PUPIL MEMBERSHIP BY COUNTY, DISTRICT, SCHOOL, GRADE, RACE/ETHNICITY, AND GENDER



COUNTY/DISTRICT/SCHOOL	GRADE LEVEL	AMERICAN INDIAN OR ALASKAN NATIVE			ASIAN OR PACIFIC ISLANDER			BLACK (NOT HISPANIC)			HISPANIC			WHITE (NOT HISPANIC)			GRAND TOTAL
		FEMALE	MALE	TOTAL	FEMALE	MALE	TOTAL	FEMALE	MALE	TOTAL	FEMALE	MALE	TOTAL	FEMALE	MALE	TOTAL	
JEFFERSON																	
JEFFERSON COUNTY R-1																	

COLORADO DEPARTMENT OF EDUCATION

FALL 2003 PUPIL MEMBERSHIP BY COUNTY, DISTRICT, SCHOOL, GRADE, RACE/ETHNICITY, AND GENDER

COUNTY/DISTRICT/SCHOOL	GRADE LEVEL	AMERICAN INDIAN OR ALASKAN NATIVE			ASIAN OR PACIFIC ISLANDER			BLACK (NOT HISPANIC)			HISPANIC			WHITE (NOT HISPANIC)			GRAND TOTAL
		FEMALE	MALE	TOTAL	FEMALE	MALE	TOTAL	FEMALE	MALE	TOTAL	FEMALE	MALE	TOTAL	FEMALE	MALE	TOTAL	
JEFFERSON																	
JEFFERSON COUNTY R-1																	
JEFFERSON COUNTY OPEN ELEMENTARY SCHOOL																	
	PK	0	0	0	0	0	0	2	1	3	4	3	7	14	18	32	42
	K	1	0	1	0	0	0	0	0	0	2	1	3	23	8	31	35
	1	0	0	0	0	0	0	1	0	1	3	1	4	12	8	20	25
	2	1	0	1	1	0	1	5	0	5	0	2	2	16	14	30	39
	3	0	0	0	0	0	0	0	0	0	1	4	5	16	13	29	34
	4	0	0	0	2	0	2	2	0	2	0	2	2	10	13	23	29
	5	1	1	2	0	0	0	0	1	1	0	4	4	16	14	30	37
	6	0	0	0	0	2	2	0	0	0	2	4	6	20	8	28	36
JEFFERSON COUNTY OPEN ELEMENTARY SCHOOL Total		3	1	4	3	2	5	10	2	12	12	21	33	127	96	223	277
JEFFERSON COUNTY OPEN JUNIOR HIGH SCHOOL																	
	7	0	0	0	1	1	2	0	1	1	1	3	4	26	18	44	51
	8	2	1	3	0	0	0	1	1	2	1	1	2	16	32	48	55
JEFFERSON COUNTY OPEN JUNIOR HIGH SCHOOL Total		2	1	3	1	1	2	1	2	3	2	4	6	42	50	92	106
JEFFERSON COUNTY OPEN HIGH SCHOOL																	
	9	1	0	1	0	1	1	0	0	0	3	3	6	26	30	56	64
	10	1	0	1	0	0	0	1	0	1	2	3	5	26	22	48	55
	11	1	1	2	1	0	1	3	0	3	1	2	3	18	34	52	61
	12	0	1	1	0	0	0	2	1	3	2	4	6	32	30	62	72
JEFFERSON COUNTY OPEN HIGH SCHOOL Total		3	2	5	1	1	2	6	1	7	8	12	20	102	116	218	252
PARMALEE ELEMENTARY SCHOOL																	
	K	0	0	0	0	0	0	0	1	1	1	0	1	14	8	22	24
	1	1	1	2	0	0	0	0	0	0	0	0	0	11	15	26	28
	2	0	0	0	0	0	0	0	0	0	0	1	1	19	17	36	37
	3	0	0	0	0	0	0	1	0	1	0	0	0	26	16	42	43
	4	0	0	0	0	0	0	0	0	0	0	0	0	16	23	39	39
	5	0	0	0	0	1	1	0	0	0	0	1	1	22	22	44	46
PARMALEE ELEMENTARY SCHOOL Total		1	1	2	0	1	1	1	1	2	1	2	3	108	101	209	217
PARR ELEMENTARY SCHOOL																	
	PK	1	0	1	4	1	5	3	0	3	10	13	23	54	80	134	166
	K	0	0	0	1	1	2	1	1	2	1	2	3	13	17	30	37
	1	0	0	0	2	0	2	1	2	3	4	6	10	9	16	25	40
	2	0	0	0	0	0	0	0	0	0	3	1	4	15	15	30	34
	3	0	0	0	0	0	0	0	0	0	3	5	8	8	15	23	31
	4	0	0	0	0	1	1	1	0	1	5	3	8	15	16	31	41
	5	1	1	2	1	0	1	1	0	1	2	3	5	12	12	24	33
	6	0	0	0	0	1	1	0	0	0	4	5	9	14	20	34	44
PARR ELEMENTARY SCHOOL Total		2	1	3	8	4	12	7	3	10	32	38	70	140	191	331	426

COLORADO DEPARTMENT OF EDUCATION

FALL 2003 PUPIL MEMBERSHIP BY COUNTY, DISTRICT, SCHOOL, GRADE, RACE/ETHNICITY, AND GENDER

COUNTY/DISTRICT/SCHOOL	GRADE LEVEL	AMERICAN INDIAN OR ALASKAN NATIVE			ASIAN OR PACIFIC ISLANDER			BLACK (NOT HISPANIC)			HISPANIC			WHITE (NOT HISPANIC)			GRAND TOTAL
		FEMALE	MALE	TOTAL	FEMALE	MALE	TOTAL	FEMALE	MALE	TOTAL	FEMALE	MALE	TOTAL	FEMALE	MALE	TOTAL	
JEFFERSON																	
JEFFERSON COUNTY R-1																	
PATTERSON ELEMENTARY SCHOOL																	
	PK	0	0	0	10	5	15	2	2	4	15	27	42	46	57	103	164
	K	0	0	0	1	2	3	1	0	1	6	8	14	15	11	26	44
	1	0	0	0	0	0	0	0	1	1	3	6	9	16	25	41	51
	2	0	2	2	1	2	3	2	0	2	6	7	13	13	25	38	58
	3	0	0	0	1	0	1	1	1	2	6	9	15	17	19	36	54
	4	0	0	0	0	1	1	1	0	1	7	5	12	18	25	43	57
	5	0	0	0	1	0	1	2	2	4	8	8	16	17	16	33	54
	6	0	0	0	0	1	1	0	3	3	10	9	19	14	24	38	61
PATTERSON ELEMENTARY SCHOOL Total		0	2	2	14	11	25	9	9	18	61	79	140	156	202	358	543
PECK ELEMENTARY SCHOOL																	
	K	1	0	1	0	1	1	1	0	1	3	8	11	14	20	34	48
	1	1	2	3	1	0	1	1	1	2	3	2	5	22	19	41	52
	2	1	0	1	0	0	0	1	1	2	7	5	12	19	21	40	55
	3	1	0	1	1	0	1	1	1	2	5	4	9	20	24	44	57
	4	0	0	0	0	0	0	0	0	0	4	12	16	18	22	40	56
	5	1	0	1	0	0	0	1	0	1	4	7	11	29	19	48	61
	6	0	0	0	0	1	1	0	1	1	4	7	11	26	22	48	61
PECK ELEMENTARY SCHOOL Total		5	2	7	2	2	4	5	4	9	30	45	75	148	147	295	390
PEIFFER ELEMENTARY SCHOOL																	
	K	1	0	1	1	0	1	0	0	0	5	4	9	17	21	38	49
	1	0	0	0	2	1	3	1	1	2	4	5	9	22	29	51	65
	2	1	1	2	0	1	1	2	2	4	5	7	12	25	15	40	59
	3	0	0	0	0	1	1	0	1	1	9	5	14	29	21	50	66
	4	1	1	2	0	0	0	1	0	1	2	6	8	34	33	67	78
	5	1	0	1	1	1	2	2	3	5	6	8	14	24	32	56	78
	6	0	0	0	2	1	3	0	1	1	10	11	21	36	29	65	90
PEIFFER ELEMENTARY SCHOOL Total		4	2	6	6	5	11	6	8	14	41	46	87	187	180	367	485
PENNINGTON ELEMENTARY SCHOOL																	
	PK	0	0	0	0	4	4	0	0	0	9	7	16	13	18	31	51
	K	0	0	0	0	0	0	0	0	0	4	5	9	13	10	23	32
	1	0	0	0	0	0	0	1	1	2	4	8	12	9	6	15	29
	2	0	0	0	0	0	0	0	0	0	7	8	15	6	10	16	31
	3	0	0	0	0	0	0	0	1	1	3	5	8	9	11	20	29
	4	0	0	0	0	0	0	1	1	2	5	6	11	6	13	19	32
	5	1	0	1	0	0	0	1	1	2	3	2	5	12	8	20	28
	6	0	0	0	0	0	0	1	1	2	7	4	11	7	9	16	29
PENNINGTON ELEMENTARY SCHOOL Total		1	0	1	0	4	4	4	5	9	42	45	87	75	85	160	261

COLORADO DEPARTMENT OF EDUCATION

FALL 2003 PUPIL MEMBERSHIP BY COUNTY, DISTRICT, SCHOOL, GRADE, RACE/ETHNICITY, AND GENDER

COUNTY/DISTRICT/SCHOOL	GRADE LEVEL	AMERICAN INDIAN OR ALASKAN NATIVE			ASIAN OR PACIFIC ISLANDER			BLACK (NOT HISPANIC)			HISPANIC			WHITE (NOT HISPANIC)			GRAND TOTAL
		FEMALE	MALE	TOTAL	FEMALE	MALE	TOTAL	FEMALE	MALE	TOTAL	FEMALE	MALE	TOTAL	FEMALE	MALE	TOTAL	
JEFFERSON																	
JEFFERSON COUNTY R-1																	
PLEASANT VIEW ELEMENTARY SCHOOL																	
	PK	0	0	0	2	3	5	0	0	0	3	1	4	15	24	39	48
	K	0	0	0	0	0	0	0	2	2	5	2	7	10	10	20	29
	1	1	0	1	1	0	1	0	0	0	3	2	5	14	14	28	35
	2	0	1	1	3	1	4	0	0	0	4	1	5	13	18	31	41
	3	0	1	1	1	0	1	0	2	2	0	1	1	12	16	28	33
	4	0	0	0	1	2	3	0	1	1	4	2	6	20	17	37	47
	5	1	0	1	0	0	0	0	0	0	0	2	2	19	14	33	36
	6	1	0	1	0	0	0	1	0	1	2	2	4	30	16	46	52
PLEASANT VIEW ELEMENTARY SCHOOL Total		3	2	5	8	6	14	1	5	6	21	13	34	133	129	262	321
POMONA HIGH SCHOOL																	
	9	2	3	5	6	8	14	4	2	6	44	28	72	187	168	355	452
	10	1	1	2	7	11	18	3	2	5	40	24	64	161	180	341	430
	11	0	1	1	8	4	12	5	3	8	23	24	47	182	168	350	418
	12	0	1	1	5	5	10	3	5	8	21	27	48	177	172	349	416
POMONA HIGH SCHOOL Total		3	6	9	26	28	54	15	12	27	128	103	231	707	688	1,395	1,716
POWDERHORN ELEMENTARY SCHOOL																	
	K	0	0	0	1	3	4	0	0	0	4	5	9	33	26	59	72
	1	0	0	0	0	0	0	0	1	1	4	4	8	31	54	85	94
	2	0	0	0	0	4	4	0	3	3	2	5	7	44	38	82	96
	3	0	0	0	3	3	6	0	1	1	3	3	6	36	38	74	87
	4	0	1	1	3	2	5	1	1	2	4	3	7	45	35	80	95
	5	0	0	0	1	1	2	0	1	1	4	5	9	39	55	94	106
	6	0	0	0	0	3	3	0	1	1	5	6	11	53	44	97	112
POWDERHORN ELEMENTARY SCHOOL Total		0	1	1	8	16	24	1	8	9	26	31	57	281	290	571	662
PROSPECT VALLEY ELEMENTARY SCHOOL																	
	K	0	2	2	0	1	1	0	0	0	5	6	11	24	28	52	66
	1	1	0	1	1	1	2	0	0	0	4	12	16	21	22	43	62
	2	0	0	0	1	0	1	2	0	2	2	7	9	23	31	54	66
	3	0	0	0	1	0	1	0	0	0	4	2	6	27	25	52	59
	4	1	0	1	0	0	0	1	0	1	6	10	16	30	24	54	72
	5	0	0	0	0	1	1	0	0	0	6	4	10	27	22	49	60
	6	0	0	0	1	0	1	0	0	0	6	2	8	27	20	47	56
PROSPECT VALLEY ELEMENTARY SCHOOL Total		2	2	4	4	3	7	3	0	3	33	43	76	179	172	351	441
RALSTON ELEMENTARY SCHOOL																	
	K	0	1	1	1	0	1	0	0	0	1	0	1	16	23	39	42
	1	0	0	0	3	1	4	0	0	0	1	2	3	34	23	57	64
	2	1	0	1	3	0	3	0	0	0	2	1	3	24	32	56	63
	3	0	0	0	2	0	2	0	0	0	0	2	2	25	23	48	52
	4	0	0	0	2	0	2	0	0	0	0	1	1	31	22	53	56
	5	0	2	2	2	1	3	0	1	1	1	0	1	25	23	48	55
	6	0	0	0	1	0	1	0	0	0	0	0	0	23	32	55	56
RALSTON ELEMENTARY SCHOOL Total		1	3	4	14	2	16	0	1	1	5	6	11	178	178	356	388


COLORADO DEPARTMENT OF EDUCATION

FALL 2003 PUPIL MEMBERSHIP BY COUNTY, DISTRICT, SCHOOL, GRADE, RACE/ETHNICITY, AND GENDER

COUNTY/DISTRICT/SCHOOL	GRADE LEVEL	AMERICAN INDIAN OR ALASKAN NATIVE			ASIAN OR PACIFIC ISLANDER			BLACK (NOT HISPANIC)			HISPANIC			WHITE (NOT HISPANIC)			GRAND TOTAL
		FEMALE	MALE	TOTAL	FEMALE	MALE	TOTAL	FEMALE	MALE	TOTAL	FEMALE	MALE	TOTAL	FEMALE	MALE	TOTAL	
JEFFERSON																	
JEFFERSON COUNTY R-1																	
RALSTON VALLEY SENIOR HIGH SCHOOL																	
	9	2	0	2	3	2	5	0	0	0	9	7	16	149	168	317	340
	10	2	4	6	5	5	10	2	1	3	6	10	16	131	125	256	291
	11	0	2	2	5	3	8	0	1	1	18	10	28	181	152	333	372
	12	0	1	1	4	3	7	1	0	1	8	9	17	139	157	296	322
RALSTON VALLEY SENIOR HIGH SCHOOL Total		4	7	11	17	13	30	3	2	5	41	36	77	600	602	1,202	1,325
RED ROCKS ELEMENTARY SCHOOL																	
	K	0	0	0	0	0	0	0	0	0	2	3	5	13	17	30	35
	1	0	0	0	0	0	0	0	1	1	2	2	4	12	16	28	33
	2	0	0	0	0	1	1	0	0	0	1	1	2	20	20	40	43
	3	1	0	1	0	0	0	2	0	2	0	1	1	15	20	35	39
	4	0	1	1	0	1	1	0	0	0	0	0	0	24	24	48	50
	5	0	0	0	0	0	0	0	0	0	0	1	1	14	20	34	35
	6	0	0	0	0	0	0	0	0	0	1	0	1	17	23	40	41
RED ROCKS ELEMENTARY SCHOOL Total		1	1	2	0	2	2	2	1	3	6	8	14	115	140	255	276
ROCKY MOUNTAIN ACADEMY OF EVERGREEN																	
	PK	0	0	0	0	2	2	0	0	0	0	0	0	20	17	37	39
	K	0	0	0	0	0	0	0	0	0	0	0	0	12	11	23	23
	1	0	0	0	0	0	0	0	0	0	0	0	0	10	13	23	23
	2	0	0	0	0	0	0	0	0	0	0	0	0	13	9	22	22
	3	0	0	0	0	0	0	0	0	0	1	0	1	11	10	21	22
	4	0	0	0	0	0	0	0	0	0	0	0	0	12	10	22	22
	5	0	0	0	0	0	0	0	0	0	0	0	0	9	6	15	15
	6	0	0	0	0	1	1	0	0	0	0	1	1	13	6	19	21
	7	0	2	2	0	0	0	0	0	0	0	0	0	6	4	10	12
	8	0	0	0	0	1	1	0	0	0	0	0	0	5	15	20	21
ROCKY MOUNTAIN ACADEMY OF EVERGREEN Total		0	2	2	0	4	4	0	0	0	1	1	2	111	101	212	220
ROONEY RANCH ELEMENTARY SCHOOL																	
	K	1	0	1	1	2	3	0	0	0	3	0	3	22	27	49	56
	1	0	0	0	1	1	2	1	1	2	3	2	5	28	20	48	57
	2	0	0	0	0	3	3	0	2	2	3	4	7	26	31	57	69
	3	0	0	0	2	1	3	1	0	1	1	2	3	17	28	45	52
	4	1	0	1	1	0	1	0	1	1	3	1	4	28	40	68	75
	5	0	0	0	0	1	1	0	0	0	5	0	5	27	33	60	66
	6	0	0	0	1	0	1	1	0	1	2	1	3	31	43	74	79
ROONEY RANCH ELEMENTARY SCHOOL Total		2	0	2	6	8	14	3	4	7	20	10	30	179	222	401	454
RUSSELL ELEMENTARY SCHOOL																	
	K	1	0	1	1	0	1	0	0	0	13	12	25	16	20	36	63
	1	1	2	3	0	0	0	1	1	2	8	10	18	12	11	23	46
	2	1	1	2	1	1	2	1	0	1	13	6	19	8	17	25	49
	3	0	0	0	0	0	0	0	1	1	9	8	17	10	23	33	51
	4	2	1	3	0	2	2	0	2	2	5	4	9	13	8	21	37
	5	2	1	3	0	0	0	1	2	3	10	6	16	12	15	27	49
	6	1	1	2	1	1	2	0	1	1	4	10	14	13	5	18	37
RUSSELL ELEMENTARY SCHOOL Total		8	6	14	3	4	7	3	7	10	62	56	118	84	99	183	332

COLORADO DEPARTMENT OF EDUCATION

FALL 2003 PUPIL MEMBERSHIP BY COUNTY, DISTRICT, SCHOOL, GRADE, RACE/ETHNICITY, AND GENDER



COUNTY/DISTRICT/SCHOOL	GRADE LEVEL	AMERICAN INDIAN OR ALASKAN NATIVE			ASIAN OR PACIFIC ISLANDER			BLACK (NOT HISPANIC)			HISPANIC			WHITE (NOT HISPANIC)			GRAND TOTAL
		FEMALE	MALE	TOTAL	FEMALE	MALE	TOTAL	FEMALE	MALE	TOTAL	FEMALE	MALE	TOTAL	FEMALE	MALE	TOTAL	
JEFFERSON																	
JEFFERSON COUNTY R-1																	

COLORADO DEPARTMENT OF EDUCATION

FALL 2003 PUPIL MEMBERSHIP BY COUNTY, DISTRICT, SCHOOL, GRADE, RACE/ETHNICITY, AND GENDER

COUNTY/DISTRICT/SCHOOL	GRADE LEVEL	AMERICAN INDIAN OR ALASKAN NATIVE			ASIAN OR PACIFIC ISLANDER			BLACK (NOT HISPANIC)			HISPANIC			WHITE (NOT HISPANIC)			GRAND TOTAL
		FEMALE	MALE	TOTAL	FEMALE	MALE	TOTAL	FEMALE	MALE	TOTAL	FEMALE	MALE	TOTAL	FEMALE	MALE	TOTAL	
JEFFERSON																	
JEFFERSON COUNTY R-1																	
RYAN ELEMENTARY SCHOOL																	
	K	0	1	1	1	5	6	0	2	2	5	3	8	18	31	49	66
	1	1	0	1	11	8	19	0	3	3	3	5	8	27	34	61	92
	2	0	0	0	5	5	10	0	2	2	7	6	13	23	34	57	82
	3	0	0	0	3	2	5	0	1	1	4	3	7	35	28	63	76
	4	0	0	0	7	4	11	1	2	3	6	3	9	25	22	47	70
	5	0	0	0	4	0	4	0	0	0	4	5	9	33	22	55	68
	6	0	0	0	6	2	8	0	0	0	3	6	9	26	29	55	72
RYAN ELEMENTARY SCHOOL Total		1	1	2	37	26	63	1	10	11	32	31	63	187	200	387	526
COLLEGIATE CHARTER ACADEMY																	
	K	1	1	2	0	0	0	0	2	2	1	4	5	14	14	28	37
	1	0	0	0	0	1	1	0	2	2	2	2	4	18	16	34	41
	2	2	0	2	0	0	0	0	1	1	1	2	3	17	18	35	41
	3	0	0	0	2	1	3	1	1	2	1	1	2	15	13	28	35
	4	2	0	2	1	1	2	0	0	0	2	1	3	14	20	34	41
	5	1	0	1	0	0	0	0	0	0	5	1	6	19	12	31	38
	6	1	1	2	2	0	2	1	1	2	2	3	5	18	14	32	43
	7	1	0	1	0	1	1	0	1	1	2	2	4	10	17	27	34
	8	0	0	0	0	0	0	0	0	0	1	1	2	14	22	36	38
	9	0	0	0	0	1	1	0	1	1	0	0	0	22	21	43	45
	10	1	0	1	0	0	0	0	0	0	2	1	3	9	23	32	36
	11	0	0	0	0	0	0	0	0	0	1	0	1	13	17	30	31
	12	0	0	0	0	2	2	0	0	0	1	0	1	14	25	39	42
COLLEGIATE CHARTER ACADEMY Total		9	2	11	5	7	12	2	9	11	21	18	39	197	232	429	502
SECRET ELEMENTARY SCHOOL																	
	K	0	0	0	1	0	1	1	1	2	3	7	10	20	16	36	49
	1	0	0	0	1	1	2	1	1	2	5	4	9	28	21	49	62
	2	0	0	0	0	0	0	1	0	1	6	8	14	11	28	39	54
	3	0	0	0	1	0	1	1	1	2	6	4	10	20	21	41	54
	4	0	0	0	0	0	0	0	1	1	6	6	12	20	34	54	67
	5	0	1	1	0	1	1	2	1	3	4	4	8	20	24	44	57
	6	1	0	1	2	1	3	0	0	0	10	3	13	18	17	35	52
SECRET ELEMENTARY SCHOOL Total		1	1	2	5	3	8	6	5	11	40	36	76	137	161	298	395
SEMPER ELEMENTARY SCHOOL																	
	K	0	0	0	3	4	7	1	1	2	2	5	7	18	20	38	54
	1	0	0	0	2	2	4	1	0	1	6	7	13	32	31	63	81
	2	1	0	1	3	5	8	0	3	3	6	6	12	28	24	52	76
	3	0	1	1	4	6	10	0	1	1	6	9	15	23	23	46	73
	4	0	0	0	4	4	8	1	0	1	4	4	8	30	26	56	73
	5	0	0	0	4	4	8	1	0	1	6	4	10	32	35	67	86
	6	2	0	2	8	4	12	3	1	4	7	5	12	29	33	62	92
SEMPER ELEMENTARY SCHOOL Total		3	1	4	28	29	57	7	6	13	37	40	77	192	192	384	535

COLORADO DEPARTMENT OF EDUCATION

FALL 2003 PUPIL MEMBERSHIP BY COUNTY, DISTRICT, SCHOOL, GRADE, RACE/ETHNICITY, AND GENDER

COUNTY/DISTRICT/SCHOOL	GRADE LEVEL	AMERICAN INDIAN OR ALASKAN NATIVE			ASIAN OR PACIFIC ISLANDER			BLACK (NOT HISPANIC)			HISPANIC			WHITE (NOT HISPANIC)			GRAND TOTAL
		FEMALE	MALE	TOTAL	FEMALE	MALE	TOTAL	FEMALE	MALE	TOTAL	FEMALE	MALE	TOTAL	FEMALE	MALE	TOTAL	
JEFFERSON																	
JEFFERSON COUNTY R-1																	
SHAFFER ELEMENTARY SCHOOL																	
	K	2	0	2	2	1	3	0	0	0	4	4	8	31	29	60	73
	1	0	0	0	3	1	4	0	1	1	2	0	2	47	41	88	95
	2	1	1	2	0	0	0	2	0	2	3	3	6	40	39	79	89
	3	0	0	0	2	1	3	0	0	0	1	3	4	35	39	74	81
	4	0	0	0	1	3	4	0	0	0	4	3	7	37	40	77	88
	5	0	0	0	0	1	1	0	1	1	1	3	4	34	49	83	89
	6	1	0	1	0	1	1	3	0	3	4	4	8	33	40	73	86
SHAFFER ELEMENTARY SCHOOL Total		4	1	5	8	8	16	5	2	7	19	20	39	257	277	534	601
SHELTON ELEMENTARY SCHOOL																	
	K	0	0	0	3	3	6	2	1	3	2	4	6	26	24	50	65
	1	0	2	2	3	0	3	0	5	5	3	2	5	19	30	49	64
	2	0	0	0	2	4	6	0	0	0	1	3	4	25	29	54	64
	3	0	0	0	3	2	5	1	0	1	1	2	3	19	30	49	58
	4	0	1	1	1	1	2	1	1	2	1	6	7	22	38	60	72
	5	0	0	0	1	1	2	0	0	0	0	3	3	31	29	60	65
	6	2	1	3	2	0	2	1	0	1	3	3	6	26	26	52	64
SHELTON ELEMENTARY SCHOOL Total		2	4	6	15	11	26	5	7	12	11	23	34	168	206	374	452
SIERRA ELEMENTARY SCHOOL																	
	K	0	1	1	1	1	2	1	1	2	1	5	6	28	30	58	69
	1	0	0	0	3	0	3	0	0	0	2	2	4	40	41	81	88
	2	0	0	0	3	1	4	0	0	0	3	4	7	29	35	64	75
	3	0	0	0	1	1	2	1	0	1	2	5	7	33	46	79	89
	4	1	0	1	0	1	1	0	0	0	4	3	7	38	31	69	78
	5	0	0	0	1	0	1	1	0	1	5	4	9	37	36	73	84
	6	0	0	0	0	3	3	0	0	0	2	1	3	49	37	86	92
SIERRA ELEMENTARY SCHOOL Total		1	1	2	9	7	16	3	1	4	19	24	43	254	256	510	575
SLATER ELEMENTARY SCHOOL																	
	PK	0	0	0	0	2	2	0	1	1	7	2	9	12	13	25	37
	K	1	0	1	0	0	0	2	0	2	2	13	15	12	11	23	41
	1	2	0	2	2	0	2	1	0	1	6	4	10	18	12	30	45
	2	0	0	0	1	0	1	4	1	5	5	9	14	16	20	36	56
	3	0	2	2	0	0	0	0	0	0	5	5	10	14	17	31	43
	4	0	0	0	0	1	1	0	0	0	3	5	8	12	26	38	47
	5	0	1	1	0	0	0	3	1	4	3	4	7	25	27	52	64
	6	1	0	1	0	1	1	0	2	2	6	6	12	15	31	46	62
SLATER ELEMENTARY SCHOOL Total		4	3	7	3	4	7	10	5	15	37	48	85	124	157	281	395

COLORADO DEPARTMENT OF EDUCATION

FALL 2003 PUPIL MEMBERSHIP BY COUNTY, DISTRICT, SCHOOL, GRADE, RACE/ETHNICITY, AND GENDER

COUNTY/DISTRICT/SCHOOL	GRADE LEVEL	AMERICAN INDIAN OR ALASKAN NATIVE			ASIAN OR PACIFIC ISLANDER			BLACK (NOT HISPANIC)			HISPANIC			WHITE (NOT HISPANIC)			GRAND TOTAL
		FEMALE	MALE	TOTAL	FEMALE	MALE	TOTAL	FEMALE	MALE	TOTAL	FEMALE	MALE	TOTAL	FEMALE	MALE	TOTAL	
JEFFERSON																	
JEFFERSON COUNTY R-1																	
DEANE ELEMENTARY SCHOOL																	
	K	1	1	2	1	1	2	1	3	4	9	17	26	6	8	14	48
	1	0	0	0	3	2	5	3	2	5	24	21	45	16	11	27	82
	2	1	1	2	0	0	0	2	4	6	10	8	18	14	15	29	55
	3	0	0	0	0	5	5	2	1	3	17	20	37	12	15	27	72
	4	0	0	0	3	1	4	1	1	2	11	18	29	12	12	24	59
	5	1	0	1	3	3	6	4	4	8	19	18	37	13	15	28	80
	6	0	0	0	1	0	1	1	1	2	17	15	32	15	19	34	69
DEANE ELEMENTARY SCHOOL Total		3	2	5	11	12	23	14	16	30	107	117	224	88	95	183	465
SOUTH LAKEWOOD ELEMENTARY SCHOOL																	
	K	0	2	2	1	1	2	1	0	1	6	7	13	16	22	38	56
	1	1	0	1	1	0	1	1	0	1	10	8	18	24	23	47	68
	2	0	0	0	0	1	1	1	2	3	4	10	14	19	21	40	58
	3	1	2	3	2	1	3	1	1	2	10	9	19	30	26	56	83
	4	1	1	2	2	3	5	3	2	5	4	5	9	31	37	68	89
	5	0	0	0	1	0	1	0	1	1	15	5	20	32	28	60	82
	6	4	1	5	1	1	2	1	2	3	8	7	15	20	24	44	69
SOUTH LAKEWOOD ELEMENTARY SCHOOL Total		7	6	13	8	7	15	8	8	16	57	51	108	172	181	353	505
STANDLEY LAKE HIGH SCHOOL																	
	9	0	0	0	21	17	38	5	6	11	33	31	64	182	181	363	476
	10	1	1	2	18	17	35	2	3	5	20	25	45	150	171	321	408
	11	2	3	5	15	18	33	2	0	2	17	28	45	153	173	326	411
	12	0	1	1	11	16	27	3	2	5	20	21	41	163	166	329	403
STANDLEY LAKE HIGH SCHOOL Total		3	5	8	65	68	133	12	11	23	90	105	195	648	691	1,339	1,698
STEIN ELEMENTARY SCHOOL																	
	PK	0	0	0	0	1	1	0	2	2	11	14	25	11	7	18	46
	K	0	3	3	2	2	4	4	2	6	29	27	56	10	9	19	88
	1	1	3	4	2	2	4	0	3	3	27	24	51	6	11	17	79
	2	0	2	2	0	4	4	2	0	2	25	20	45	7	12	19	72
	3	2	1	3	1	2	3	2	0	2	22	29	51	8	15	23	82
	4	2	0	2	2	1	3	3	2	5	27	27	54	10	8	18	82
	5	1	1	2	0	0	0	1	1	2	27	35	62	11	8	19	85
	6	1	2	3	3	1	4	1	1	2	30	32	62	16	18	34	105
STEIN ELEMENTARY SCHOOL Total		7	12	19	10	13	23	13	11	24	198	208	406	79	88	167	639
STEVENS ELEMENTARY SCHOOL																	
	K	1	0	1	2	1	3	1	2	3	12	9	21	16	15	31	59
	1	0	0	0	1	0	1	0	1	1	12	10	22	14	17	31	55
	2	1	0	1	1	1	2	2	0	2	13	7	20	10	13	23	48
	3	0	1	1	0	1	1	1	1	2	18	17	35	14	18	32	71
	4	0	0	0	0	0	0	0	3	3	12	9	21	16	17	33	57
	5	0	1	1	0	1	1	0	3	3	16	14	30	16	19	35	70
	6	0	1	1	0	0	0	0	2	2	12	10	22	14	34	48	73
STEVENS ELEMENTARY SCHOOL Total		2	3	5	4	4	8	4	12	16	95	76	171	100	133	233	433

COLORADO DEPARTMENT OF EDUCATION

FALL 2003 PUPIL MEMBERSHIP BY COUNTY, DISTRICT, SCHOOL, GRADE, RACE/ETHNICITY, AND GENDER

COUNTY/DISTRICT/SCHOOL	GRADE LEVEL	AMERICAN INDIAN OR ALASKAN NATIVE			ASIAN OR PACIFIC ISLANDER			BLACK (NOT HISPANIC)			HISPANIC			WHITE (NOT HISPANIC)			GRAND TOTAL
		FEMALE	MALE	TOTAL	FEMALE	MALE	TOTAL	FEMALE	MALE	TOTAL	FEMALE	MALE	TOTAL	FEMALE	MALE	TOTAL	
JEFFERSON																	
JEFFERSON COUNTY R-1																	
STOBER ELEMENTARY SCHOOL																	
	K	0	0	0	0	0	0	1	0	1	5	5	10	9	16	25	36
	1	0	0	0	0	0	0	1	1	2	7	3	10	14	10	24	36
	2	0	0	0	1	0	1	0	0	0	1	4	5	15	16	31	37
	3	0	0	0	1	0	1	1	0	1	3	2	5	5	12	17	24
	4	1	0	1	1	1	2	0	3	3	3	2	5	25	20	45	56
	5	0	0	0	0	0	0	0	1	1	1	6	7	16	20	36	44
	6	0	0	0	0	0	0	0	0	0	3	2	5	32	27	59	64
STOBER ELEMENTARY SCHOOL Total		1	0	1	3	1	4	3	5	8	23	24	47	116	121	237	297
STONY CREEK ELEMENTARY SCHOOL																	
	PK	0	0	0	1	3	4	0	3	3	5	12	17	40	62	102	126
	K	0	0	0	0	1	1	1	1	2	5	7	12	37	50	87	102
	1	1	0	1	2	2	4	1	2	3	5	7	12	41	43	84	104
	2	0	0	0	2	1	3	0	2	2	3	11	14	45	31	76	95
	3	0	0	0	0	3	3	0	1	1	6	5	11	48	34	82	97
	4	0	0	0	1	3	4	0	1	1	9	8	17	26	46	72	94
	5	0	0	0	2	2	4	2	1	3	8	10	18	46	54	100	125
	6	0	0	0	4	4	8	2	3	5	4	6	10	38	42	80	103
STONY CREEK ELEMENTARY SCHOOL Total		1	0	1	12	19	31	6	14	20	45	66	111	321	362	683	846
STOTT ELEMENTARY SCHOOL																	
	K	0	0	0	1	1	2	0	1	1	6	0	6	22	12	34	43
	1	0	0	0	1	2	3	0	0	0	3	5	8	16	19	35	46
	2	0	0	0	1	0	1	0	1	1	2	2	4	27	20	47	53
	3	0	0	0	2	1	3	0	1	1	4	2	6	23	17	40	50
	4	0	0	0	1	0	1	0	0	0	2	1	3	26	18	44	48
	5	0	0	0	0	0	0	0	1	1	7	6	13	24	30	54	68
	6	1	0	1	0	0	0	1	0	1	3	3	6	33	31	64	72
STOTT ELEMENTARY SCHOOL Total		1	0	1	6	4	10	1	4	5	27	19	46	171	147	318	380
SUMMIT RIDGE MIDDLE SCHOOL																	
	7	2	2	4	7	5	12	3	1	4	30	25	55	181	181	362	437
	8	2	2	4	12	9	21	4	1	5	24	24	48	182	173	355	433
SUMMIT RIDGE MIDDLE SCHOOL Total		4	4	8	19	14	33	7	2	9	54	49	103	363	354	717	870
SWANSON ELEMENTARY SCHOOL																	
	PK	1	1	2	3	3	6	1	1	2	10	15	25	28	34	62	97
	K	1	1	2	1	3	4	1	2	3	3	3	6	24	30	54	69
	1	0	0	0	1	1	2	1	2	3	9	15	24	23	25	48	77
	2	3	0	3	2	4	6	1	1	2	6	8	14	21	29	50	75
	3	0	0	0	1	8	9	3	0	3	9	16	25	25	30	55	92
	4	1	0	1	1	1	2	1	1	2	11	8	19	20	23	43	67
	5	0	0	0	3	4	7	3	0	3	19	14	33	27	20	47	90
	6	1	0	1	5	1	6	1	2	3	13	13	26	28	40	68	104
SWANSON ELEMENTARY SCHOOL Total		7	2	9	17	25	42	12	9	21	80	92	172	196	231	427	671
TANGLEWOOD LANGUAGE DEVELOPMENT PRESCHOOL																	
	PK	1	0	1	3	3	6	0	1	1	3	0	3	31	38	69	80


COLORADO DEPARTMENT OF EDUCATION

FALL 2003 PUPIL MEMBERSHIP BY COUNTY, DISTRICT, SCHOOL, GRADE, RACE/ETHNICITY, AND GENDER

COUNTY/DISTRICT/SCHOOL	GRADE LEVEL	AMERICAN INDIAN OR ALASKAN NATIVE			ASIAN OR PACIFIC ISLANDER			BLACK (NOT HISPANIC)			HISPANIC			WHITE (NOT HISPANIC)			GRAND TOTAL
		FEMALE	MALE	TOTAL	FEMALE	MALE	TOTAL	FEMALE	MALE	TOTAL	FEMALE	MALE	TOTAL	FEMALE	MALE	TOTAL	
JEFFERSON																	
JEFFERSON COUNTY R-1																	
TANGLEWOOD LANGUAGE DEVELOPMENT PRESCHOOL Total		1	0	1	3	3	6	0	1	1	3	0	3	31	38	69	80
THOMSON ELEMENTARY SCHOOL																	
	K	0	0	0	1	0	1	0	0	0	9	7	16	16	18	34	51
	1	1	1	2	2	1	3	0	0	0	6	6	12	17	21	38	55
	2	1	0	1	2	2	4	0	0	0	7	6	13	17	16	33	51
	3	0	0	0	2	2	4	2	1	3	6	6	12	17	27	44	63
	4	1	0	1	4	1	5	0	0	0	5	5	10	21	16	37	53
	5	0	0	0	4	3	7	0	0	0	3	3	6	18	18	36	49
	6	0	0	0	2	1	3	1	0	1	1	9	10	20	22	42	56
THOMSON ELEMENTARY SCHOOL Total		3	1	4	17	10	27	3	1	4	37	42	79	126	138	264	378
UTE MEADOWS ELEMENTARY SCHOOL																	
	K	0	1	1	1	2	3	1	0	1	5	1	6	38	21	59	70
	1	0	1	1	1	0	1	0	0	0	0	3	3	38	32	70	75
	2	1	0	1	3	0	3	1	1	2	2	1	3	33	26	59	68
	3	0	0	0	1	0	1	0	2	2	3	1	4	19	33	52	59
	4	0	0	0	3	2	5	1	1	2	2	3	5	32	34	66	78
	5	0	0	0	1	0	1	4	1	5	4	1	5	41	43	84	95
	6	2	0	2	2	1	3	0	0	0	0	3	3	46	41	87	95
UTE MEADOWS ELEMENTARY SCHOOL Total		3	2	5	12	5	17	7	5	12	16	13	29	247	230	477	540
VAN ARSDALE ELEMENTARY SCHOOL																	
	K	0	0	0	2	1	3	0	0	0	5	1	6	26	35	61	70
	1	0	1	1	0	0	0	0	0	0	3	0	3	41	31	72	76
	2	0	0	0	1	0	1	0	0	0	3	4	7	40	33	73	81
	3	0	0	0	1	1	2	0	0	0	5	4	9	33	39	72	83
	4	0	0	0	4	0	4	0	1	1	4	3	7	31	24	55	67
	5	1	1	2	1	0	1	0	0	0	2	4	6	31	47	78	87
	6	2	0	2	3	0	3	0	0	0	3	2	5	36	34	70	80
VAN ARSDALE ELEMENTARY SCHOOL Total		3	2	5	12	2	14	0	1	1	25	18	43	238	243	481	544
VANDERHOOF ELEMENTARY SCHOOL																	
	K	0	1	1	0	0	0	1	0	1	5	5	10	30	30	60	72
	1	1	0	1	0	0	0	0	2	2	4	3	7	35	30	65	75
	2	0	1	1	1	2	3	1	0	1	4	3	7	27	33	60	72
	3	2	0	2	1	1	2	0	1	1	2	4	6	31	36	67	78
	4	0	0	0	1	2	3	1	1	2	4	3	7	31	32	63	75
	5	0	1	1	0	1	1	2	1	3	4	2	6	28	39	67	78
	6	0	0	0	4	3	7	0	1	1	3	4	7	38	27	65	80
VANDERHOOF ELEMENTARY SCHOOL Total		3	3	6	7	9	16	5	6	11	26	24	50	220	227	447	530
VIVIAN ELEMENTARY SCHOOL																	
	K	1	0	1	0	3	3	0	3	3	3	4	7	3	12	15	29
	1	0	0	0	1	0	1	1	1	2	2	8	10	4	7	11	24
	2	0	1	1	4	0	4	0	0	0	3	2	5	14	11	25	35
	3	0	1	1	0	0	0	0	1	1	11	7	18	10	11	21	41
	4	0	1	1	1	0	1	1	1	2	2	3	5	8	16	24	33
	5	0	3	3	1	1	2	0	0	0	5	1	6	9	11	20	31

COLORADO DEPARTMENT OF EDUCATION

FALL 2003 PUPIL MEMBERSHIP BY COUNTY, DISTRICT, SCHOOL, GRADE, RACE/ETHNICITY, AND GENDER



COUNTY/DISTRICT/SCHOOL	GRADE LEVEL	AMERICAN INDIAN OR ALASKAN NATIVE			ASIAN OR PACIFIC ISLANDER			BLACK (NOT HISPANIC)			HISPANIC			WHITE (NOT HISPANIC)			GRAND TOTAL
		FEMALE	MALE	TOTAL	FEMALE	MALE	TOTAL	FEMALE	MALE	TOTAL	FEMALE	MALE	TOTAL	FEMALE	MALE	TOTAL	
JEFFERSON																	
JEFFERSON COUNTY R-1																	
VIVIAN ELEMENTARY SCHOOL Total	6	0	0	0	0	1	1	1	0	1	4	3	7	15	20	35	44
		1	6	7	7	5	12	3	6	9	30	28	58	63	88	151	237

COLORADO DEPARTMENT OF EDUCATION

FALL 2003 PUPIL MEMBERSHIP BY COUNTY, DISTRICT, SCHOOL, GRADE, RACE/ETHNICITY, AND GENDER

COUNTY/DISTRICT/SCHOOL	GRADE LEVEL	AMERICAN INDIAN OR ALASKAN NATIVE			ASIAN OR PACIFIC ISLANDER			BLACK (NOT HISPANIC)			HISPANIC			WHITE (NOT HISPANIC)			GRAND TOTAL
		FEMALE	MALE	TOTAL	FEMALE	MALE	TOTAL	FEMALE	MALE	TOTAL	FEMALE	MALE	TOTAL	FEMALE	MALE	TOTAL	
JEFFERSON																	
JEFFERSON COUNTY R-1																	
WARDER ELEMENTARY SCHOOL																	
	K	0	1	1	0	1	1	0	0	0	4	1	5	12	18	30	37
	1	0	0	0	2	0	2	0	0	0	5	4	9	13	21	34	45
	2	0	0	0	0	1	1	0	0	0	8	3	11	17	25	42	54
	3	0	1	1	1	0	1	0	0	0	4	5	9	15	27	42	53
	4	1	1	2	0	0	0	0	2	2	5	4	9	22	12	34	47
	5	1	1	2	2	0	2	0	0	0	7	5	12	23	21	44	60
	6	0	1	1	1	1	2	1	0	1	3	7	10	30	30	60	74
WARDER ELEMENTARY SCHOOL Total		2	5	7	6	3	9	1	2	3	36	29	65	132	154	286	370
WARREN OCCUPATION TECHNICAL CENTER																	
	9	0	0	0	0	0	0	0	0	0	0	0	0	2	3	5	5
	10	0	0	0	0	0	0	0	0	0	0	2	2	3	6	9	11
	11	0	0	0	1	0	1	0	1	1	1	3	4	3	17	20	26
	12	0	1	1	0	1	1	0	0	0	1	1	2	19	27	46	50
WARREN OCCUPATION TECHNICAL CENTER Total		0	1	1	1	1	2	0	1	1	2	6	8	27	53	80	92
WARREN CENTER PRESCHOOL																	
	PK	0	0	0	5	3	8	0	1	1	2	2	4	19	13	32	45
WARREN CENTER PRESCHOOL Total		0	0	0	5	3	8	0	1	1	2	2	4	19	13	32	45
WEBER ELEMENTARY SCHOOL																	
	K	0	0	0	2	0	2	0	1	1	3	9	12	31	25	56	71
	1	0	0	0	3	3	6	0	0	0	2	8	10	20	24	44	60
	2	0	0	0	0	0	0	0	3	3	2	3	5	27	26	53	61
	3	0	0	0	1	0	1	0	1	1	5	5	10	32	20	52	64
	4	0	1	1	1	3	4	0	2	2	1	5	6	25	24	49	62
	5	0	0	0	2	1	3	1	1	2	4	4	8	31	43	74	87
	6	1	0	1	0	1	1	1	2	3	3	4	7	33	47	80	92
WEBER ELEMENTARY SCHOOL Total		1	1	2	9	8	17	2	10	12	20	38	58	199	209	408	497
WELCHESTER ELEMENTARY SCHOOL																	
	K	0	0	0	2	0	2	2	0	2	5	2	7	9	12	21	32
	1	0	0	0	1	2	3	1	0	1	7	4	11	15	17	32	47
	2	0	0	0	1	1	2	0	0	0	4	3	7	11	16	27	36
	3	0	0	0	1	2	3	0	0	0	5	1	6	13	17	30	39
	4	0	0	0	2	1	3	2	0	2	5	3	8	19	18	37	50
	5	0	0	0	0	1	1	0	1	1	5	3	8	17	16	33	43
	6	0	0	0	0	2	2	3	0	3	3	3	6	27	22	49	60
WELCHESTER ELEMENTARY SCHOOL Total		0	0	0	7	9	16	8	1	9	34	19	53	111	118	229	307
WESTGATE ELEMENTARY SCHOOL																	
	K	0	1	1	0	0	0	2	1	3	14	8	22	23	30	53	79
	1	0	0	0	2	3	5	2	2	4	11	11	22	23	24	47	78
	2	0	1	1	2	0	2	2	2	4	10	4	14	32	19	51	72
	3	3	4	7	1	0	1	0	3	3	10	10	20	31	27	58	89
	4	0	2	2	1	2	3	2	1	3	13	16	29	36	31	67	104
	5	1	0	1	3	4	7	1	1	2	6	11	17	33	29	62	89
	6	2	1	3	2	2	4	1	3	4	14	14	28	24	35	59	98


COLORADO DEPARTMENT OF EDUCATION

FALL 2003 PUPIL MEMBERSHIP BY COUNTY, DISTRICT, SCHOOL, GRADE, RACE/ETHNICITY, AND GENDER

COUNTY/DISTRICT/SCHOOL	GRADE LEVEL	AMERICAN INDIAN OR ALASKAN NATIVE			ASIAN OR PACIFIC ISLANDER			BLACK (NOT HISPANIC)			HISPANIC			WHITE (NOT HISPANIC)			GRAND TOTAL
		FEMALE	MALE	TOTAL	FEMALE	MALE	TOTAL	FEMALE	MALE	TOTAL	FEMALE	MALE	TOTAL	FEMALE	MALE	TOTAL	
JEFFERSON																	
JEFFERSON COUNTY R-1																	
WESTGATE ELEMENTARY SCHOOL Total		6	9	15	11	11	22	10	13	23	78	74	152	202	195	397	609
WEST JEFFERSON ELEMENTARY SCHOOL																	
	PK	0	1	1	1	1	2	0	0	0	1	4	5	49	44	93	101
	K	1	0	1	1	1	2	0	0	0	1	1	2	13	23	36	41
	1	0	1	1	0	0	0	0	0	0	1	0	1	25	31	56	58
	2	0	1	1	2	0	2	2	0	2	3	2	5	28	29	57	67
	3	1	0	1	1	0	1	0	0	0	1	1	2	30	26	56	60
	4	1	0	1	0	2	2	0	0	0	1	0	1	24	35	59	63
	5	0	0	0	0	2	2	0	0	0	0	1	1	30	32	62	65
WEST JEFFERSON ELEMENTARY SCHOOL Total		3	3	6	5	6	11	2	0	2	8	9	17	199	220	419	455
WOODROW WILSON CHARTER ACADEMY																	
	K	0	0	0	0	1	1	0	0	0	1	1	2	14	21	35	38
	1	1	1	2	2	0	2	0	0	0	0	6	6	22	26	48	58
	2	0	0	0	2	0	2	0	0	0	1	2	3	25	31	56	61
	3	0	0	0	1	1	2	0	0	0	6	3	9	24	21	45	56
	4	0	1	1	2	1	3	0	1	1	4	2	6	18	30	48	59
	5	0	0	0	1	0	1	1	0	1	2	0	2	11	13	24	28
	6	0	0	0	1	0	1	0	0	0	3	0	3	16	11	27	31
	7	0	0	0	0	1	1	0	0	0	1	0	1	8	5	13	15
	8	0	0	0	0	0	0	0	0	0	0	1	1	1	3	4	5
WOODROW WILSON CHARTER ACADEMY Total		1	2	3	9	4	13	1	1	2	18	15	33	139	161	300	351
WEST JEFFERSON MIDDLE SCHOOL																	
	6	1	2	3	2	1	3	1	0	1	4	2	6	106	124	230	243
	7	3	0	3	0	2	2	1	2	3	3	1	4	93	134	227	239
	8	1	0	1	3	1	4	1	0	1	7	4	11	114	108	222	239
WEST JEFFERSON MIDDLE SCHOOL Total		5	2	7	5	4	9	3	2	5	14	7	21	313	366	679	721
WEST WOODS ELEMENTARY SCHOOL																	
	K	0	0	0	2	1	3	0	0	0	2	2	4	28	31	59	66
	1	0	1	1	0	0	0	0	3	3	3	4	7	22	43	65	76
	2	0	0	0	1	1	2	1	0	1	5	7	12	33	31	64	79
	3	0	1	1	1	1	2	0	1	1	4	2	6	42	34	76	86
	4	0	1	1	1	0	1	0	1	1	1	2	3	38	31	69	75
	5	0	0	0	0	0	0	0	2	2	1	4	5	38	31	69	76
	6	0	0	0	0	0	0	0	2	2	1	4	5	38	42	80	87
WEST WOODS ELEMENTARY SCHOOL Total		0	3	3	5	3	8	1	9	10	17	25	42	239	243	482	545
DENNISON ELEMENTARY SCHOOL																	
	K	0	1	1	2	2	4	1	2	3	2	2	4	35	34	69	81
	1	1	1	2	1	2	3	0	0	0	0	1	1	38	44	82	88
	2	0	0	0	0	0	0	0	0	0	1	1	2	47	36	83	85
	3	0	1	1	3	4	7	0	0	0	3	2	5	39	40	79	92
	4	0	0	0	2	1	3	0	0	0	3	0	3	42	42	84	90
	5	1	0	1	1	0	1	0	1	1	7	2	9	44	34	78	90
	6	0	0	0	1	1	2	1	1	2	3	3	6	40	40	80	90
DENNISON ELEMENTARY SCHOOL Total		2	3	5	10	10	20	2	4	6	19	11	30	285	270	555	616

COLORADO DEPARTMENT OF EDUCATION

FALL 2003 PUPIL MEMBERSHIP BY COUNTY, DISTRICT, SCHOOL, GRADE, RACE/ETHNICITY, AND GENDER



COUNTY/DISTRICT/SCHOOL	GRADE LEVEL	AMERICAN INDIAN OR ALASKAN NATIVE			ASIAN OR PACIFIC ISLANDER			BLACK (NOT HISPANIC)			HISPANIC			WHITE (NOT HISPANIC)			GRAND TOTAL
		FEMALE	MALE	TOTAL	FEMALE	MALE	TOTAL	FEMALE	MALE	TOTAL	FEMALE	MALE	TOTAL	FEMALE	MALE	TOTAL	
JEFFERSON																	
JEFFERSON COUNTY R-1																	

COLORADO DEPARTMENT OF EDUCATION

FALL 2003 PUPIL MEMBERSHIP BY COUNTY, DISTRICT, SCHOOL, GRADE, RACE/ETHNICITY, AND GENDER

COUNTY/DISTRICT/SCHOOL	GRADE LEVEL	AMERICAN INDIAN OR ALASKAN NATIVE			ASIAN OR PACIFIC ISLANDER			BLACK (NOT HISPANIC)			HISPANIC			WHITE (NOT HISPANIC)			GRAND TOTAL
		FEMALE	MALE	TOTAL	FEMALE	MALE	TOTAL	FEMALE	MALE	TOTAL	FEMALE	MALE	TOTAL	FEMALE	MALE	TOTAL	
JEFFERSON																	
JEFFERSON COUNTY R-1																	
WESTRIDGE ELEMENTARY SCHOOL																	
	PK	2	0	2	2	2	4	0	0	0	5	5	10	38	43	81	97
	K	1	0	1	4	4	8	0	2	2	4	4	8	20	31	51	70
	1	0	1	1	1	0	1	0	0	0	0	1	1	31	34	65	68
	2	0	0	0	1	2	3	0	0	0	2	4	6	29	24	53	62
	3	0	1	1	4	5	9	0	1	1	1	3	4	37	23	60	75
	4	0	0	0	2	2	4	0	2	2	3	4	7	34	27	61	74
	5	0	0	0	3	0	3	1	0	1	5	1	6	38	31	69	79
	6	0	1	1	2	2	4	1	0	1	3	3	6	33	30	63	75
WESTRIDGE ELEMENTARY SCHOOL Total		3	3	6	19	17	36	2	5	7	23	25	48	260	243	503	600
WHEAT RIDGE MIDDLE SCHOOL																	
	7	2	7	9	2	0	2	5	2	7	62	66	128	42	42	84	230
	8	2	2	4	1	2	3	2	8	10	79	53	132	34	34	68	217
WHEAT RIDGE MIDDLE SCHOOL Total		4	9	13	3	2	5	7	10	17	141	119	260	76	76	152	447
WHEAT RIDGE HIGH SCHOOL																	
	9	5	4	9	11	2	13	4	2	6	33	29	62	149	176	325	415
	10	2	2	4	4	5	9	4	7	11	37	36	73	163	160	323	420
	11	0	1	1	5	5	10	1	3	4	21	25	46	140	149	289	350
	12	1	2	3	2	3	5	2	1	3	11	15	26	141	113	254	291
WHEAT RIDGE HIGH SCHOOL Total		8	9	17	22	15	37	11	13	24	102	105	207	593	598	1,191	1,476
WILMORE DAVIS ELEMENTARY SCHOOL																	
	K	0	0	0	0	1	1	1	1	2	3	2	5	11	13	24	32
	1	0	0	0	1	1	2	0	1	1	4	9	13	9	14	23	39
	2	0	0	0	0	2	2	0	1	1	5	7	12	11	15	26	41
	3	0	1	1	2	2	4	0	0	0	4	6	10	7	22	29	44
	4	0	0	0	0	0	0	0	0	0	1	5	6	18	10	28	34
	5	0	0	0	2	1	3	0	0	0	3	5	8	11	26	37	48
	6	1	0	1	1	1	2	1	0	1	8	5	13	18	16	34	51
WILMORE DAVIS ELEMENTARY SCHOOL Total		1	1	2	6	8	14	2	3	5	28	39	67	85	116	201	289
WILMOT ELEMENTARY SCHOOL																	
	PK	0	0	0	5	1	6	1	0	1	1	2	3	43	45	88	98
	K	0	1	1	2	1	3	0	0	0	1	0	1	30	19	49	54
	1	0	1	1	2	0	2	0	0	0	0	0	0	27	45	72	75
	2	1	1	2	1	1	2	0	0	0	2	0	2	39	32	71	77
	3	0	0	0	2	0	2	0	0	0	0	2	2	31	31	62	66
	4	0	0	0	1	0	1	0	0	0	4	1	5	31	44	75	81
	5	0	1	1	0	0	0	1	1	2	1	2	3	26	40	66	72
WILMOT ELEMENTARY SCHOOL Total		1	4	5	13	3	16	2	1	3	9	7	16	227	256	483	523

COLORADO DEPARTMENT OF EDUCATION

FALL 2003 PUPIL MEMBERSHIP BY COUNTY, DISTRICT, SCHOOL, GRADE, RACE/ETHNICITY, AND GENDER

COUNTY/DISTRICT/SCHOOL	GRADE LEVEL	AMERICAN INDIAN OR ALASKAN NATIVE			ASIAN OR PACIFIC ISLANDER			BLACK (NOT HISPANIC)			HISPANIC			WHITE (NOT HISPANIC)			GRAND TOTAL
		FEMALE	MALE	TOTAL	FEMALE	MALE	TOTAL	FEMALE	MALE	TOTAL	FEMALE	MALE	TOTAL	FEMALE	MALE	TOTAL	
JEFFERSON																	
JEFFERSON COUNTY R-1																	
WITT ELEMENTARY SCHOOL																	
	K	0	0	0	1	0	1	0	1	1	4	2	6	20	17	37	45
	1	0	0	0	2	1	3	1	2	3	3	8	11	24	20	44	61
	2	2	0	2	1	2	3	1	0	1	5	4	9	9	20	29	44
	3	0	1	1	2	1	3	0	1	1	3	2	5	20	28	48	58
	4	0	1	1	2	1	3	0	0	0	6	2	8	23	17	40	52
	5	1	3	4	0	1	1	0	0	0	1	1	2	27	30	57	64
	6	2	0	2	0	1	1	2	2	4	3	2	5	37	23	60	72
WITT ELEMENTARY SCHOOL Total		5	5	10	8	7	15	4	6	10	25	21	46	160	155	315	396
ZERGER ELEMENTARY SCHOOL																	
	K	0	0	0	0	0	0	0	1	1	1	6	7	15	14	29	37
	1	1	0	1	2	0	2	0	1	1	2	5	7	16	16	32	43
	2	0	0	0	0	0	0	2	0	2	6	8	14	17	15	32	48
	3	1	0	1	2	0	2	1	0	1	4	4	8	28	12	40	52
	4	0	1	1	1	0	1	0	2	2	4	10	14	28	26	54	72
	5	0	0	0	0	0	0	1	2	3	5	5	10	30	24	54	67
	6	0	0	0	0	3	3	4	1	5	4	8	12	34	25	59	79
ZERGER ELEMENTARY SCHOOL Total		2	1	3	5	3	8	8	7	15	26	46	72	168	132	300	398
JEFFERSON COUNTY R-1 Total		452	469	921	1,558	1,532	3,090	754	853	1,607	6,586	6,672	13,258	32,948	35,356	68,304	87,180 *
JEFFERSON Total		452	469	921	1,558	1,532	3,090	754	853	1,607	6,586	6,672	13,258	32,948	35,356	68,304	87,180 *

* NOTE: 2/4/2004 Detention Center students were removed from the district count and pulled into a separate category. Although detention center students receive educational services from school district employees, school districts have no jurisdiction over any other detention center function.