

# 2024-2025 Kindergarten School Readiness File

**Purpose:**

To collect kindergarten school readiness data on kindergarten students in the first 60 calendar days of the school year.

**Dependencies:**

There are no dependencies for the Kindergarten School Readiness (KSR) collection.

**Record Expectation:**

Districts are expected to submit one record per school and domain reported in the first 60 calendar days of the school year.





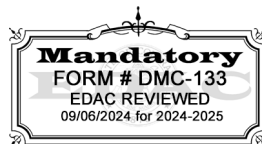
- Indicates Primary Key

**Kindergarten School Readiness File**

**NOTE: ZERO-FILL ALL NON-APPLICABLE FIELDS**

**\*Indicates required**

Name of Field	Field Length	Text Start Position	Text End Position	CSV Order	Excel Column	Examples	Remarks
School District/BOCES Code* 	4	1	4	1	A2	0000	
School Code* 	4	5	8	2	B2	0000	
Total number of students	6	9	14	3	C2	40034	
Domain	38	15	52	4	D2	PHYS, LANG	
Total number of students in domain	6	53	58	5	E2	2346	
Total number of female students in the domain	6	59	64	6	F2	1243	
Total number of male students in the domain	6	65	70	7	G2	1103	
Total number of non-binary students in the domain	6	71	76	8	H2	1470	
Total number of students not eligible for free and reduced lunch in domain	6	77	82	9	I2	16	



# 2024-2025 Kindergarten School Readiness File

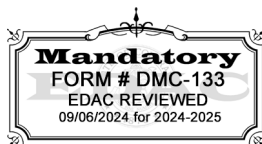
Name of Field	Field Length	Text Start Position	Text End Position	CSV Order	Excel Column	Examples	Remarks
Total number of students eligible for free and reduced lunch in domain	6	83	88	10	J2	74	
Total number of students whose eligibility is unknown for free and reduced lunch in domain	6	89	94	11	K2	109	
Total number of Hispanic or Latino students in domain	6	95	100	12	L2	784	
Total number of American Indian or Alaska Native students in domain	6	101	106	13	M2	89	
Total number of Asian students in domain	6	107	112	14	N2	74	
Total number of Black or African American students in domain	6	113	118	15	O2	109	
Total number of White students in domain	6	119	124	16	P2	1269	
Total number of Native Hawaiian or other Pacific Islander students in domain	6	125	130	17	Q2	5	
Total number of students who identify as two or more races in domain	6	131	136	18	R2	89	
Total number of students whose race/ethnicity is unknown in domain	6	137	142	19	S2	67	
<b>Assessment used</b>	<b>2</b>	<b>143</b>	<b>144</b>	<b>20</b>	<b>T2</b>	<b>04</b>	

## Kindergarten School Readiness File

**NOTE: Zero-fill non-applicable fields. No blanks are allowed.**

School District/BOCES Code – A unique code assigned to a district by CDE. Refer to School District/BOCES Code table. Refer to the “District/BOCES Codes” worksheet posted at [http://www.cde.state.co.us/datapipeline/org\\_orgcodes](http://www.cde.state.co.us/datapipeline/org_orgcodes) for a listing of district and BOCES codes.

School Code – A unique code assigned by CDE to a school building. Refer to “School Building Codes” posted at [http://www.cde.state.co.us/datapipeline/org\\_orgcodes](http://www.cde.state.co.us/datapipeline/org_orgcodes) for a listing of school codes.



# 2024-2025 Kindergarten School Readiness File

**Total number of students – This is the total count of students for the district and school.**

**Domain – The domain(s) in which a student is meeting or exceeding expectations. The following is a list of the domains: physical and motor development, social and emotional development, language and comprehension development, cognition, mathematics, and literacy.**

Domain Name	Description of Domain
None	Not meeting or exceeding expectations in any domains
PHYS	Student is meeting or exceeding expectations in Physical and Motor Development domain
SOC	Student is meeting or exceeding expectations in Social and Emotional Development domain
LANG	Student is meeting or exceeding expectations in Language and Comprehension Development domain
COG	Student is meeting or exceeding expectations in Cognition domain
MATH	Student is meeting or exceeding expectations in Mathematics domain
LIT	Student is meeting or exceeding expectations in Literacy domain


**Total number of students in domain – This is the total count of students for the district, school, and domain.**

**Total number of female students in domain – This is the total count of female students for the district, school, and domain. Female includes a transgender student who identifies exclusively as female.**

**Total number of male students in domain – This is the total count of male students for the district, school and domain. Male includes a transgender student who identifies exclusively as male.**

**Total number of nonbinary students in domain – This is the total count of nonbinary students for the district, school and domain. Nonbinary students do not identify exclusively as male or female. Nonbinary does not refer to a transgender student who identifies exclusively as either male or female.**

**Total number of students not eligible for free and reduced lunch – This is the total count of students who are not eligible for free and reduced lunch in the district, school, and domain.**



# 2024-2025 Kindergarten School Readiness File

**Total number of students eligible for free and reduced lunch – This is the total count of students who are eligible for free and reduced lunch in the district, school, and domain.**

**Total number of students whose eligibility is unknown for free and reduced lunch – This is the total count of students whose free and reduced lunch is unknown in the district, school, and domain.**

**Total number of Hispanic or Latino students in domain – This is the total count of Hispanic or Latino student for the district, school and domain.**

**Total number of American Indian or Alaska Native students in domain – This is the total count of American Indian or Alaska Native students for the district, school, and domain.**

**Total number of Asian students in domain – This is the total count of Asian students for the district, school and domain.**

**Total number of Black or African American students in domain – This is the total count of Black or African American students for the district, school, and domain.**

**Total number of White students in domain – This is the total number count of White students for the district, school, and domain.**

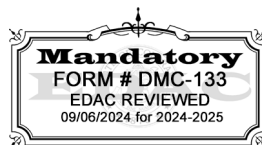
**Total number of Native Hawaiian or other Pacific Islander students in domain – This is the total count of Native Hawaiian or other Pacific Islander students for the district, school, and domain.**

**Total number of students who identify as two or more races in domain – This is the total count of students who identify as two or more races for the district, school, and domain.**

**Total number of students whose race/ethnicity is unknown in domain – This is the total count of students whose race is unknown for the district, school, and domain.**

**Assessment used – This is the assessment that was used by the school to assess students at the individual domain level. This replaces the Assessment Used screen in Data Pipeline. Please see the codes below for the various assessments and for which domain they have been approved to assess.**

Code	Assessment Used	Domains for which the assessment has been approved
00	Approved Waiver	All



# 2024-2025 Kindergarten School Readiness File

Code	Assessment Used	Domains for which the assessment has been approved
01	CDE Approved READ Assessment	Literacy
02	DRDP-K	All
03	HighScope COR	All
04	TS GOLD	All
05	North Carolina KEA	All
06	Acadience Math K-6	Math
07	BRIGANCE Early Childhood Screens III	Physical, Social and Emotional, Language
08	DIAL-4	Physical, Social and Emotional, Language, Cognition, Math
09	FastBridge earlyMath	Math
10	FastBridge earlyReading	Literacy
11	FastBridge SAEBRS	Social and Emotional
12	ISIP Math	Math
99	Please enter 99 as the code for the Assessment Used column for each "None" domain line in your file.	None

