

2023-2024 Student End of Year Snapshot

Changes from 2022-2023 are highlighted in yellow.

Purpose:

The purpose of the Student End of Year (SEY) Snapshot is to collect the annual educational history for students throughout the year. The data from this collection is used to derive the graduation, dropout, mobility, and stability rates.

Dependencies:

Student has been assigned a SASID and updated in the RITS system.

Student has a record in the student interchange for:

- Demographics
- Student School Association
- Graduation Guidelines (only required for graduating students)
- Adjustment file (only required if adjusting prior year data)

Student has a record in the Title 1 interchange if:

- Student has received Targeted Assisted Services/Funding (as of Oct. 1)

Student has a record in the IEP interchange if:

- Student is a special education student

Criteria:

For a SASID to be added to the snapshot it must:


- Be in both the Demographic and Student-School Association files
- Be error free in both those files

Pull all error-free records from the Student School Association file that match the following criteria:

- PRIMARY SCHOOL = 1 (yes) **AND**
- SCHOOL CODE is a valid public school **AND**
- PUPILS ATTENDANCE INFORMATION between 01 and 08 (Group A records only) **AND**
- ~~SCHOOL_ENTRY_TYPE <-> 04~~
- GRADE LEVEL is not '002' infant

The records selected will be joined with data from the Student and Graduation Guidelines tables.



- For joining to Student; District Code, School Year, and SASID.
- For joining to Graduation Guidelines; SASID.

Note: The primary key () for the Student End of Year Snapshot aligns with the primary key for the Student Interchange – Student School Association File

2023-2024 Student End of Year Snapshot

Changes from 2022-2023 are highlighted in yellow.

Data Field List:

Name of Field	Field Length	Source Interchange	Source File	Remarks
School District/BOCES Code 	4	Student Profile	Student School Association	
Local ID (LASID)	10	Student Profile	Student Demographics	
Student's State ID (SASID) 	10	Student Profile	Student School Association	
Student's Last Name	30	Student Profile	Student School Association	
Student's First Name	30	Student Profile	Student School Association	
Student's Middle Name	30	Student Profile	Student Demographics	
Student's Gender	2	Student Profile	Student School Association	
Student's Date of Birth	8	Student Profile	Student School Association	MMDDYYYY format
Student's Ethnicity: Hispanic or Latino	1	Student Profile	Student Demographics	
Student's Race: American Indian or Alaska Native	1	Student Profile	Student Demographics	
Student's Race: Asian	1	Student Profile	Student Demographics	
Student's Race: Black or African American	1	Student Profile	Student Demographics	
Student's Race: White	1	Student Profile	Student Demographics	
Student's Race: Native Hawaiian or Other Pacific Islander	1	Student Profile	Student Demographics	
Student's Federal Race/Ethnicity	2	Internal Flag	Internal Flag	More information below.
Language Background	3	Student Profile	Student Demographics	
Language Proficiency	1	Student Profile	Student Demographics	
Language Instruction Program	2	Student Profile	Student Demographics	Added 2017-2018
Free/Reduced Lunch Price Eligible	2	Student Profile	Student Demographics	
Title I Student	1	Internal Flag	Internal Flag	More information below
Migrant	1	Internal Flag	Internal Flag	More Information below
Homeless	1	Student Profile	Student Demographics	
Primary Nighttime Residence	2	Student Profile	Student Demographics	
Gifted and Talented	1	Internal Flag	Internal Flag	More information below
School Code	4	Student Profile	Student School Association	
School Entry Date	8	Student Profile	Student School Association	
School Entry Type	2	Student Profile	Student School Association	
Grade Level	3	Student Profile	Student School Association	
Retention Code	1	Student Profile	Student School Association	
School Exit Withdraw -Date	8	Student Profile	Student School Association	
School Exit Withdraw -Type	2	Student Profile	Student School Association	

2023-2024 Student End of Year Snapshot

Changes from 2022-2023 are highlighted in yellow.

Name of Field	Field Length	Source Interchange	Source File	Remarks
Last Record Flag (District) Internal	1	Internal Flag	Internal Flag	More Information below
Entry Sequence (District) Internal	1	Internal Flag	Internal Flag	More Information below
Last Record Flag School Internal	1	Internal Flag	Internal Flag	More Information below
IPST Cohort Economically Disadvantaged	1	Internal Flag	Internal Flag	Grades 9-12: More information below
IPST Cohort Gifted and Talented	1	Internal Flag	Internal Flag	Grades 9-12: More information below
IPST Cohort Homeless	1	Internal Flag	Internal Flag	Grades 9-12: More information below
IPST Cohort Migrant	1	Internal Flag	Internal Flag	Grades 9-12: More information below
IPST Cohort Title I	1	Internal Flag	Internal Flag	Grades 9-12: More information below
IPST Cohort Postsecondary Program Participant	1	Internal Flag	Internal Flag	Grades 9-12: More information below
IPST Cohort English Learners	1	Internal Flag	Internal Flag	Grades 9-12: More information below
IPST Cohort Students with Disabilities	1	Internal Flag	Internal Flag	Grades 9-12: More information below
Special Education Student	1	Internal Flag	Internal Flag	More information below
Starting Year for Graduation Cohort	4	Internal Flag	Internal Flag	More information in AYG section below
Starting Grade for Graduation Cohort	3	Internal Flag	Internal Flag	More information in AYG section below
Anticipated Year of Graduation	4	Internal Flag	Internal Flag	More information in AYG section below
Starting District for Graduation Cohort	4	Internal Flag	Internal Flag	More information in AYG section below
Foster	1	Internal Flag	Internal Flag	More information below
Section 504 Having a Disability	1	Student Profile	Student Demographics	Added in 2019-2020
Last Record Flag State Internal	1	Internal Flag	Internal Flag	More Information below
Entry Sequence State Internal	1	Internal Flag	Internal Flag	More Information below
IPST Yearly Economically Disadvantaged	1	Internal Flag	Internal Flag	More information below
IPST Yearly Gifted and Talented	1	Internal Flag	Internal Flag	More information below
IPST Yearly Homeless	1	Internal Flag	Internal Flag	More information below
IPST Yearly Migrant	1	Internal Flag	Internal Flag	More information below
CTE	1	Internal Flag	Internal Flag	More information below
CTE Nontraditional	1	Internal Flag	Internal Flag	More information below
English Learner Y/N	1	Internal Flag	Internal Flag	More Information Below
Gifted Visual Arts	1	Student Profile	Student School Association	Added 2016-2017
Gifted Creativity	1	Student Profile	Student School Association	Added 2016-2017
Gifted Dance	1	Student Profile	Student School Association	Added 2016-2017
Gifted Performing Arts	1	Student Profile	Student School Association	Added 2016-2017
Gifted General Intellect Ability	1	Student Profile	Student School Association	Added 2016-2017
Gifted World Language	1	Student Profile	Student School Association	Added 2016-2017

2023-2024 Student End of Year Snapshot

Changes from 2022-2023 are highlighted in yellow.

Name of Field	Field Length	Source Interchange	Source File	Remarks
Gifted Leadership	1	Student Profile	Student School Association	Added 2016-2017
Gifted Math	1	Student Profile	Student School Association	Added 2016-2017
Gifted Music	1	Student Profile	Student School Association	Added 2016-2017
Gifted Psychomotor	1	Student Profile	Student School Association	Added 2016-2017
Gifted Reading	1	Student Profile	Student School Association	Added 2016-2017
Gifted Science	1	Student Profile	Student School Association	Added 2016-2017
Gifted Social Studies	1	Student Profile	Student School Association	Added 2016-2017
Gifted Writing	1	Student Profile	Student School Association	Added 2016-2017
Date First Enrolled in U.S.	8	Student Profile	Student School Association	Added 2016-2017, MMDDYYYY format
Military Connected	1	Student Profile	Student Demographics	Added 2017-2018
IPST Cohort Military Connected	1	Internal Flag	Internal Flag	Grades 9-12: More information below
Military Enlisted	1	Student Profile	Student Demographics	Added 2020-2021
Alternate Assessment Participant	1	Student Profile	Student Demographics	Added 2021-2022
Home Based Education	1	Student Profile	Student School Association	Added 2020-2021
Postsecondary Program Enrollment	2	Student Profile	Student School Association	Added 2021-2022 as a replacement for fields removed with Advanced Course Completion (ACC) file in 2020-2021
Cause of Housing Crisis	2	Student Profile	Student Demographics	Added 2021-2022
Additional Cause of Housing Crisis	2	Student Profile	Student Demographics	Added 2021-2022
Non School Program	2	Student Profile	Student School Association	Added 2021-2022
IPST Cohort Foster	1	Internal Flag	Internal Flag	Grades 9-12: More information below
Expelled Education	1	Student Profile	Student School Association	Added 2022-2023
Attends District Funded HSED Program	1	Student Profile	Student Demographics	Added 2022-2023
Immigrant	1	Student Profile	Student Demographics	Added 2022-2023
Special Education Transition	1	Student Profile	Student Demographics	Added 2022-2023
Innovative Learning Opportunities Pilot	1	Student Profile	Student School Association	Added 2023-2024

Internal Flags:

Student's Federal Race/Ethnicity

The single category used to classify the student or staff member in aggregated federal or state reporting such as pupil counts, graduation rates, and assessment results. This designation is based on the race and ethnicity information provided to the reporting district by the student (or their parent/guardian) or staff member.

2023-2024 Student End of Year Snapshot

Changes from 2022-2023 are highlighted in yellow.

Code	Description
01	American Indian or Alaska Native
02	Asian
03	Black or African American
04	Hispanic or Latino
05	White
06	Native Hawaiian or Other Pacific Islander
07	Two or More Races

Title 1 Student

Schoolwide (SW)

Schoolwide (SW) reform provides opportunities for all children to meet the states' proficient and advanced levels of student academic achievement. All students enrolled within the grade span served in a Title I Schoolwide program are flagged as Title I students (code '2').

Targeted Assistance (TA)

Children that are identified by the school as failing, or most at risk of failing, to meet the State's challenging student academic achievement standards on the basis of multiple, educationally related, objective criteria established by the school, except that children from preschool through grade 2 shall be selected solely on the basis of such criteria as teacher judgment, interviews with parents, and developmentally appropriate measures. Children who are economically disadvantaged, children with disabilities, migrant children, limited English proficient (LEP) children, are eligible for services under this part on the same basis as other children selected to receive services under this part. All students participating in Title I services within a school that implements a Targeted Assistance program (as reported in the Title I Interchange) are flagged as Title I students (code '3').

[For more information regarding the Title I Interchange, please visit the Title I Interchange website.](#)

Code	Description
0	No
2	Yes, Schoolwide (SW)
3	Yes, Targeted Assistance (TA)

Migrant

Student has been identified as a Migrant student by CDE's Office of Migrant Education. Students who have been identified should be coded as eligible to receive free lunch. If your district does not agree with this designation please contact your Migrant Education Region's support staff, [contact information can be found on the Office of Migrant Education's website.](#)

Code	Description
0	No

2023-2024 Student End of Year Snapshot

Changes from 2022-2023 are highlighted in yellow.

Code	Description
1	Yes

Gifted and Talented

Student has been identified as Gifted and Talented (marked Yes - 1) in one or more of the 14 Gifted Flags in the Student School Association file.

Code	Description
0	No
1	Yes

Special Education Student

Internal flag indicating the student's special education status. The default value for this flag will be '0' (No). A student will indicate a '1' (Yes) value when their SASID is within the Special Education Interchange as eligible for services (Participation File) and the district of attendance matches on both files.

Code	Description
0	No
1	Yes

Foster

Internal flag where SASID was identified as a student in foster care as reported to CDE by the Colorado Department of Human Services (CDHS).

Code	Description
0	No
1	Yes

English Learner Y/N

The English Learner (ELL) status for the student record. If the student's Language Background is not 'eng' and Language Proficiency = 1, 2, 6, or 7 (NEP, LEP, FEP Monitor Year 1, or FEP Monitor Year 2) then the ELL status is '1' (Yes). Students with Language Proficiency = 0, 4, 5, 8, 9 (N/A, PHLOTE, FELL, FEP Exit Year 1, or FEP Exit Year 2) are indicated as '0' (No).

Code	Description
0	No
1	Yes

2023-2024 Student End of Year Snapshot

Changes from 2022-2023 are highlighted in yellow.

Anticipated Year of Graduation (AYG) Flags

NOTE: This field is not the final value. CDE runs ~~must run~~ an anticipated year of graduation reconciliation process once all districts have submitted their data and the collection is finalized. Districts have the opportunity to review impacted records as part of the Post-Cross LEA phase. The final value is determined upon completion of this process and finalization of the SEY snapshot in December. ~~will be determined when this process is run in late December.~~

AYG-related internal flags

There are 4 AYG-related internal flags that are set for every record. They are as follows:

- *Starting Year for Graduation Cohort* – The school year (represented by Spring semester) that the student was placed into a graduation cohort.
- *Starting Grade for Graduation Cohort* - The grade attended when the student was placed into a graduation cohort.
- *Anticipated Year of Graduation* – The year the student is expected to graduate high school for 'on-time' graduation represented by the 4-digit Spring semester.
- *Starting District for Graduation Cohort* – The 4-digit district code of the district attended when the student was placed into a graduation cohort.

Automated Process Questions

A student's Anticipated Year of Graduation (AYG) is automatically assigned during the Student End of Year data collection process. Once a student is assigned an AYG, they remain in that AYG throughout their high school career even if they experience a grade reassignment or retention. This automated process works through the following questions:

1. Does the student already have an AYG cohort assigned from a prior reporting year?
 - If so, fill in the AYG cohort information for this student based upon this information.
 - Note: This includes students with an AYG cohort assignment from any Colorado district, not just the district the student currently attends.
2. Should the student remain without an AYG assignment for this year?
 - Preschool through 8th grade students without an AYG assignment should not be assigned an AYG during the current school year.
3. Should the student be assigned an AYG cohort this year?
 - If the student is in 9th grade or above as of October 1st of the current school year, an AYG will be assigned to those who do not already have an AYG cohort assignment.
 - Note: AYG cohorts are represented by the year of the Spring semester of the anticipated school year of graduation. So, an AYG of 2022 means the student is anticipated to graduate in the 2021-2022 school year.

AYG Flag Logic

AYG Cohort assigned in a prior year:

If a student was assigned an AYG in a prior school year from any district, they will remain in that same AYG throughout their remaining high school career. When a snapshot is created the data pipeline system will internally look for a prior AYG assignment for the given SASID from the historical Student End of Year data. If an AYG is found for the given SASID, the data fields listed above will be brought into the current year snapshot.

Assign to a Cohort:

If no prior AYG data was found for the given SASID, the system will then check if an AYG should be assigned using the following criteria.

2023-2024 Student End of Year Snapshot

Changes from 2022-2023 are highlighted in yellow.

- Student is in 9th grade or above and doesn't already have an assigned AYG
- School code is not from a detention center (9801-8009)
- Student's exit date is 00000000 or is on/after October 1st of the current year
 - **School** exit date is ignored if the student has an exit type code of 01, 18, 19, 20, 21, 26, 30, 40, 50, or 70.
 - [See the Student School Association file layout on the Student Interchange webpage for descriptions of exit codes.](#)

Students who meet the above criteria will have their AYG set along with the supporting data fields. Please note that the record with the earliest **school** exit date on or after October 1st will be used to set a student's AYG Cohort.

- *Starting Year for Graduation Cohort* = set to current reporting year
- *Starting Grade for Graduation Cohort* = set to current reported grade.
- *Starting District for Graduation Cohort* = set to the current reported district.
 - Mismatches between districts are reconciled during the Post Cross LEA phase of the SEY collection.
- *Anticipated Year of Graduation* = set based upon the following calculation

Grade Level	AYG Calculation
9 th	Current year + 3
10 th	Current year + 2
11 th	Current year + 1
12 th	Current year

Not Yet in a Cohort:

Students without a prior AYG assignment who are below 9th grade or have a ~~an~~ **school** exit date prior to October 1st (excluding those with **school** exit types **codes** ~~of~~ 01, 18, 19, 20, 21, 26, 30, 40, 50, or 70) will not have an AYG set at this time. Their AYG data field and supporting data fields will be set to the following pattern.

- *Starting Year for Graduation Cohort* = 0000
- *Starting Grade for Graduation Cohort* = 000
- *Anticipated Year of Graduation* = 0000
- *Starting District for Graduation Cohort* = 0000

AYG Reconciliation

If a student is reported in multiple school districts in the current year and is entering 9th grade or above for the first time in the current year, an AYG reconciliation may take place once all districts have submitted their data. The final value determined in this process is based upon the student's highest reported grade on or after October 1st.

Example:

- District A reports student in 10th grade with a **school** exit date on/after October 1st

2023-2024 Student End of Year Snapshot

Changes from 2022-2023 are highlighted in yellow.

- District B reports student in 9th grade with a **school** exit date on/after October 1st

In this example, the student's AYG will be set based upon the District A's reported grade level of 10th grade, setting the AYG to current year + 2.

Instructional Program Service Type (IPST) Cohort Fields

Instructional Program Services Type cohort fields are set to '1' (yes) based upon a student's status for the subgroup in the current collection and in prior collections. These cohorts are utilized for calculating graduation rates for the IPST cohort. If a student with an assigned AYG (grades 9-12) belongs to one of the subgroups below at any point during their high school career they remain part of the subgroup, even if they are not an active member of the subgroup in the current year. For example, a student will be included in the English Learner IPST Cohort if they were an English Learner in their 9th grade year even if they transition out of an EL program and were considered a former English Learner later in their high school career.

- Economically Disadvantaged – Student reported as free lunch or reduced-price lunch eligible (FRL = '01' or '02') at some point during 9th-12th grade
- Gifted and Talented – Student reported as gifted and talented ('9') at some point during 9th-12th grade
- Homeless – Student reported as homeless ('3' or '4') at some point during 9th-12th grade
- Migrant – Student reported as migrant ('1') at some point during 9th-12th grade
- Title I – Student reported as Title I ('2' or '3') at some point during 9th-12th grade
- Postsecondary Program – Student reported as retained to participate in a postsecondary program such as ASCENT/PTECH/TREP (retention code '2') as a 12th grader
- English Learner – Student reported as an English Learner (NEP, LEP, FEP M1, FEP M2) at some point during 9th-12th grade
- Student with a Disability – Student reported as special education student ('1') at some point during 9th-12th grade
- Military Connected – Student reported as military connected ('1') at some point during 9th-12th grade
- Foster – Student reported as foster ('1') at some point during 9th-12th grade

Technical Steps:

Check IPST Cohort in Prior Year:

If an IPST Cohort field was '1' (yes) in the prior year collection, set this value to '1' in the current collection.

Check IPST Cohort Membership in Current Year:

If student's current year status indicates membership in the cohort, set this value to '1'.

No IPST Cohort Membership:

If the student was not a member of the IPST Cohort in a prior year or the current year, leave this value set to '0' (no).

Code	Description
0	No
1	Yes

2023-2024 Student End of Year Snapshot

Changes from 2022-2023 are highlighted in yellow.

Instructional Program Service Type (IPST) Yearly Flags

Instructional Program Services Type yearly fields are set to '1' (yes) based upon a student's status for the subgroup in the current. IPST Yearly values are an annual value used for calculating dropout, mobility, and stability rates for the IPST cohort. *Note: Dropout, mobility, stability rates use the annual status of a student when determining IPST membership. Not all IPST subgroups use separate 'Yearly' IPST flags and are determined based on the other relevant data fields.*

- Economically Disadvantaged – Student reported as free lunch or reduced-price lunch eligible (FRL = '01' or '02')
- Gifted and Talented – Student reported as gifted and talented ('9')
- Homeless – Student reported as homeless ('3' or '4')
- Migrant – Student reported as migrant ('1')

Code	Description
0	No
1	Yes

CTE

Internal flag where SASID was identified as a student participating in a Career and Technical Education (CTE) program by the Colorado Community College System (CCCS) in the current or prior year.

Code	Description
0	No
1	Yes

CTE Nontraditional

Internal flag where SASID was identified as a student participating in a Career and Technical Education (CTE) program specified as nontraditional by the Colorado Community College System (CCCS) in the current or prior year.

Code	Description
0	No
1	Yes

Entry Sequence Flags

Internal flags used by CDE to determine the chronological order of enrollment records within a school district and across the state. These flags are set to a number sequence determined by the chronological order of the school exit dates of all the student's enrollment records. The numbering is a sequential integer starting at 1 (e.g. 1, 2, 3, etc.). Records with a school exit date of '00000000' are considered later than any other date chronologically.

- Entry Sequence Internal (District) – chronological sequence of all enrollment records for this student across a district/BOCES.

2023-2024 Student End of Year Snapshot

Changes from 2022-2023 are highlighted in yellow.

- Entry Sequence State Internal – chronological sequence of all enrollment records for this student across the state.

Last Record Flags

Internal flags used by CDE to determine the final enrollment record for a student within a school, district/BOCES, or the state. Records with a school exit date of '00000000' are considered later than any other date chronologically.

- Last Record Flag School Internal – indicates enrollment record with the latest school exit date in a school for a student.
- Last Record Flag (District) Internal – indicates enrollment with the latest school exit date in a district/BOCES for a student.
- Last Record Flag State Internal – indicates enrollment record with the latest school exit date in the state for a student.

Code	Description
0	No
1	Yes